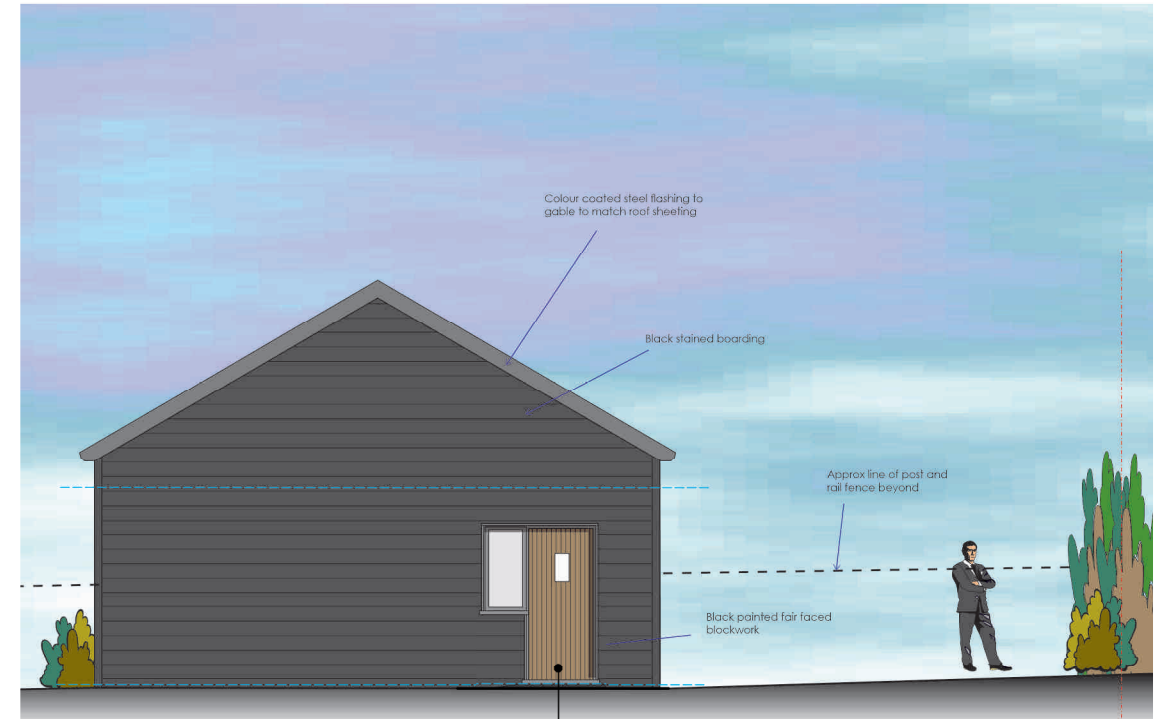


Reduced window glazing on first floor, to make window more practical for maintenance

Main entrance relocated to side elevation facing west, near vehicular access

1 Proposed Side Elevation - West (Near to vehicular access)
 Scale: 1:100



Colour coated steel flashing to gable to match roof sheathing

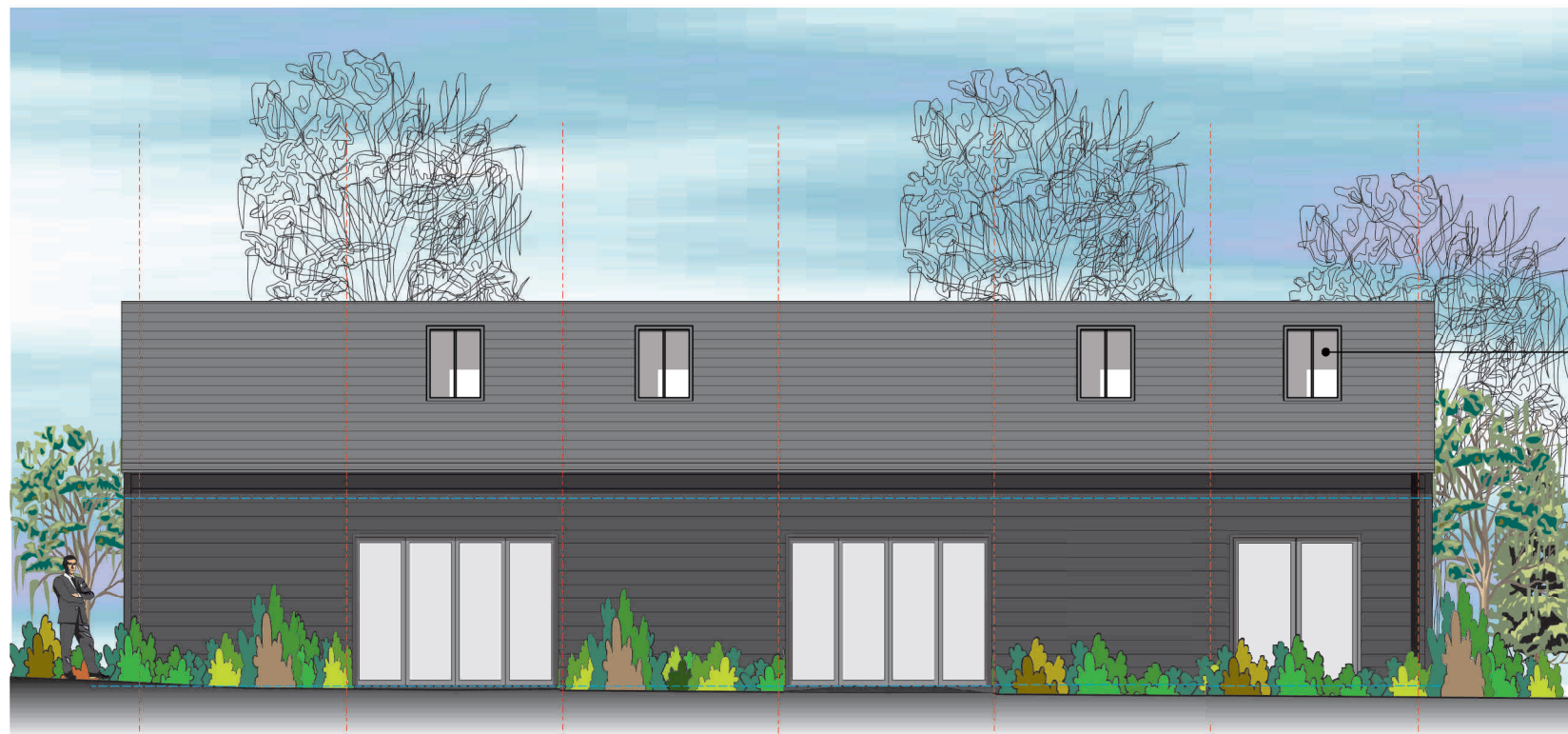
Black stained boarding

Approx line of post and rail fence beyond

Black painted fair faced blockwork

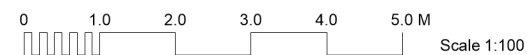
Changed location of utility door with window from Rear (North) to side elevation (East) to suit revised internal alterations

2 Proposed Side Elevation - East
 Scale: 1:100



Changed skylights on the rear elevation (North) to suit roof/insulation build-up and room layout

3 Proposed Rear Elevation - North
 Scale: 1:100



All All dimensions to be verified on site before any work commences. Any inconsistencies to be reported to the Architects immediately. The construction is shown as indicative only, drawings to be read in conjunction with the specification and all relevant engineers and specialists drawings and details. Approvals should be obtained from all statutory bodies prior to commencement of works. Any works undertaken prior to approvals being obtained are done so at client's risk. Mani Architects retain copyright of design, & ownership of drawings.

NOTE:
 1) Background original drawing 3320.WD.06B by Ward+Associates for approved planning application 20/03028/FUL
 2) Illustrated minor changes above base approved drawings for clarity of minor material amendments

-	-	-		
-	-	-		

Minor Material Amendments
 For 20/03028/FUL
 Little Copt Farm Barn,
 Shoreham Road,
 Sevenoaks, Kent, TN14 7UD

Proposed Elevations North, South and East

Drawn by	Checked by	date	scale
MB	--	15.02.2024	1:100@A3

Mani Architects
 number
 LCBS_MMA_01

E. Mani Architects@outlook.com
 W Mani Architects.co.uk
 M +44 737 6301 729
 A 68 Arthur Grove, SE18 7EP