



### Tree Protection Plan Morsk Cottage


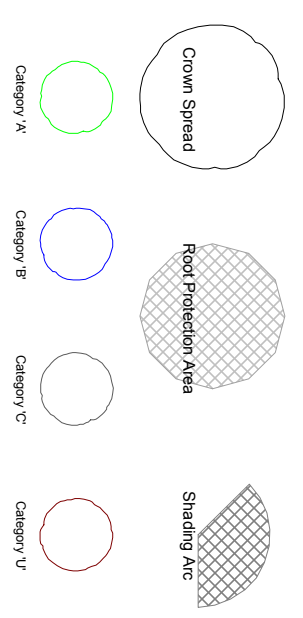
SCALE :  
1 : 100

DATE :  
22/03/2024

MAP FILENAME :  
TPPV1

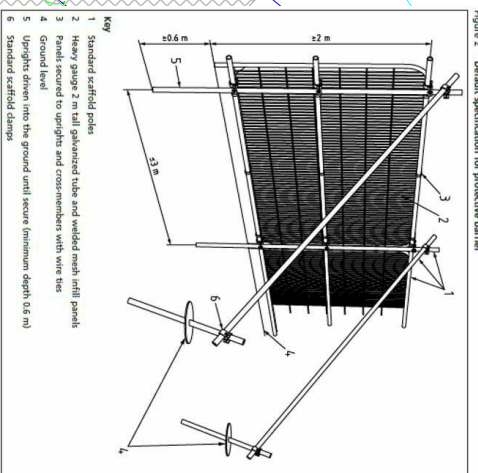
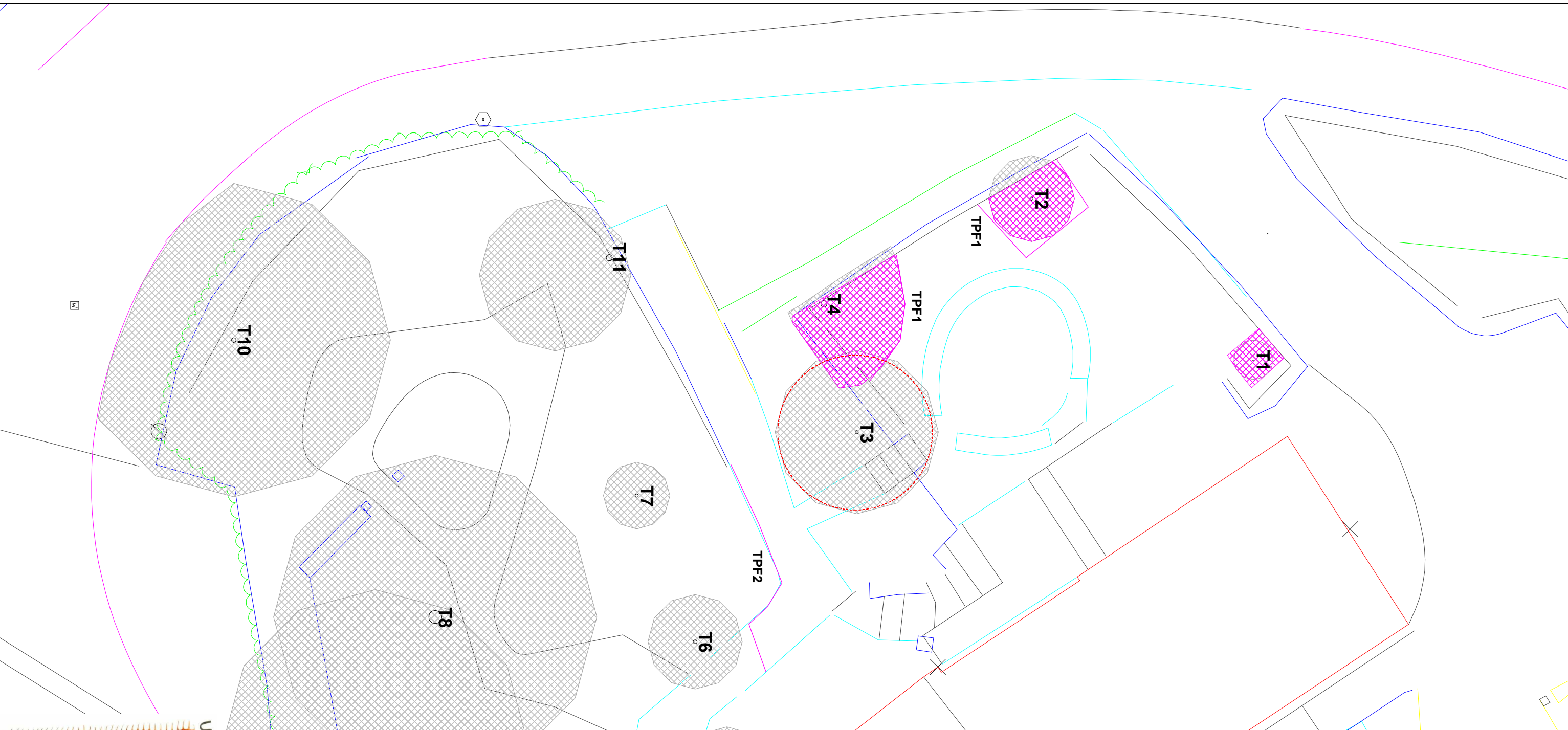


Map data shown may contain Ordnance Survey @ products supplied by  
Pear Technology Services Ltd. Email: info@peartechnology.co.uk  
© Crown Copyright and database rights from data shown above  
Ordnance Survey @ licence number 100023148



TPF1 shall consist of 'Heras' type panels or sheet weldmesh fixed to basements which are weighted or fixed into position to provide a stable, rigid and immovable temporary framework.

TPF2 shall consist of orange barrier mesh fixed to 10mm steel road pins driven into the ground for one third of their length at 2m interval. The mesh shall be cable tied to the pins.



- Key
1. Standard scaffold poles
  2. Heavy gauge 2.5m galvanized tubular and welded mesh infill panels
  3. Panels secured to uprights and crossmembers with wire ties
  4. Ground level
  5. Uprights driven into the ground until secure (minimum depth 600 mm)
  6. Standard scaffold clamps

