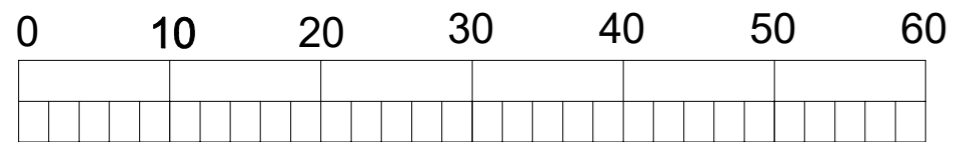




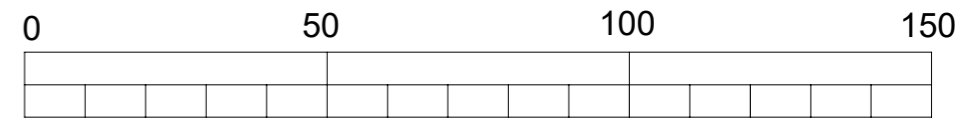
BLOCK PLAN - Scale 1:500



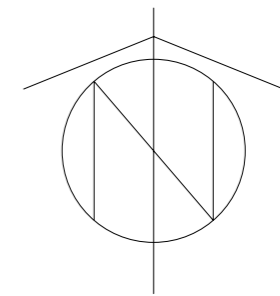
Scale 1:500



LOCATION PLAN - Scale 1:1250



Scale 1:1250



Peter J Bath

Project Design and Construction Management Ltd

5 Halswell Road
Clevedon
Somerset
BS21 6LD

Date: MAR 2024
Scale: 1:500 & 1:1250 at A3
Drg No: PDCM:719-01

07710-063216
01275-870781
pete@peterbath.co.uk
www.peterbath.co.uk

LOCATION/BLOCK PLAN as EXISTING

Proposed first floor extension over Garage at
14 Millcross, Clevedon, BS21 5JL