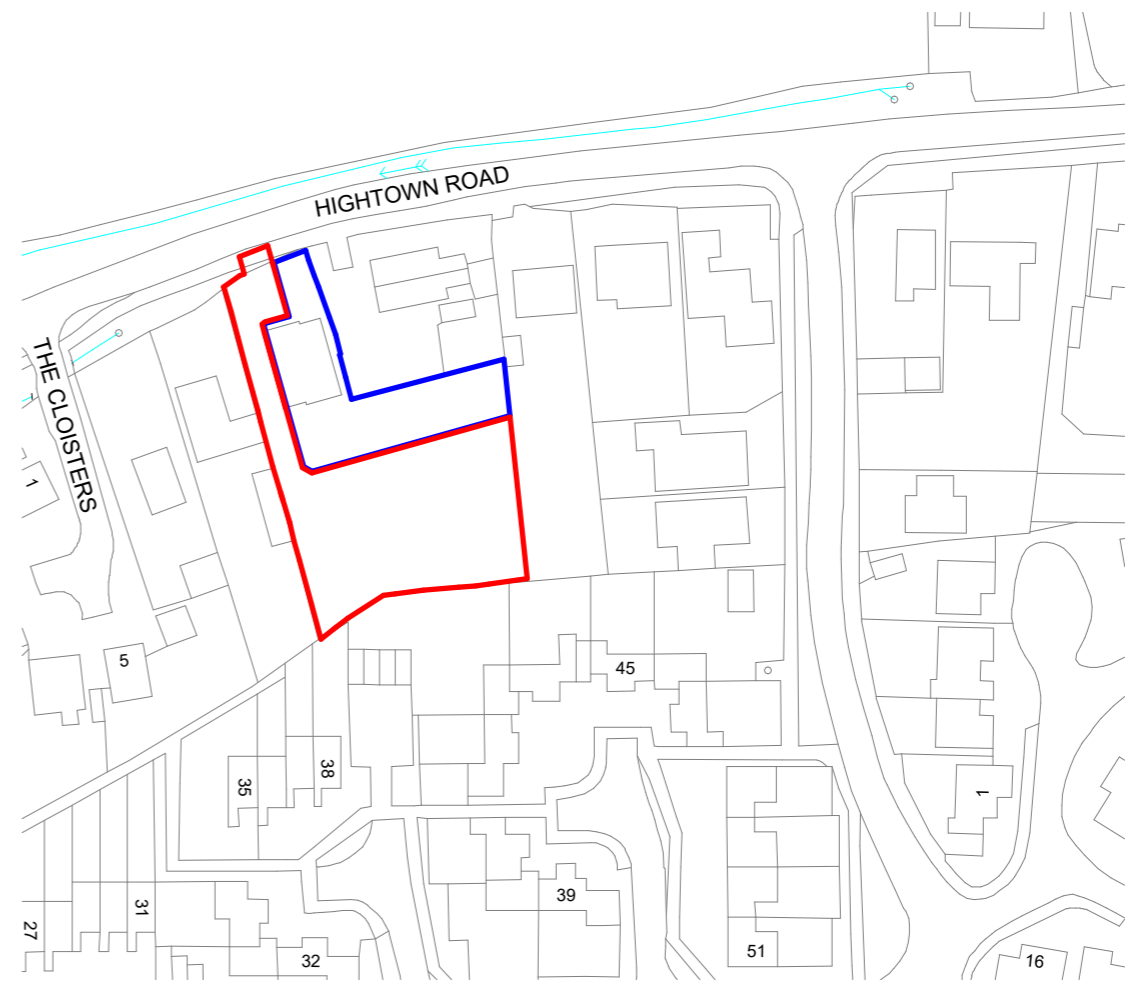
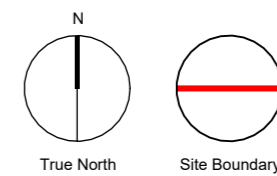
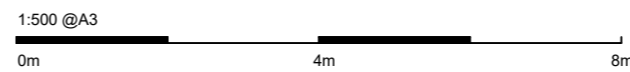


Existing Block Plan
Scale: 1 : 500@A3



Existing Site Location
Scale: 1 : 1250@A3



Drawing Status Key:

SK	- Sketch	P	- Preliminary
D	- Draft	S	- Submitted
A	- Approved	T	- Tender
C	- Construction	IN	- Information

Site Location & Block Plan

Drawing Ref: Status:

963P .100a | P

Willow Cottage

Revision	Description	Date
b	Site Boundary Amended	12.09.23

Drawn by HB
Checked by DH
Scale @ A3 As indicated

All dimensions to be checked on site prior to commencement of work. Do not scale from drawing.

54 The Grove, Christchurch, BH23 2HB

01202 280 638

**dot
architecture**

www.dotarchitecture.co.uk

Design On Toast LTD