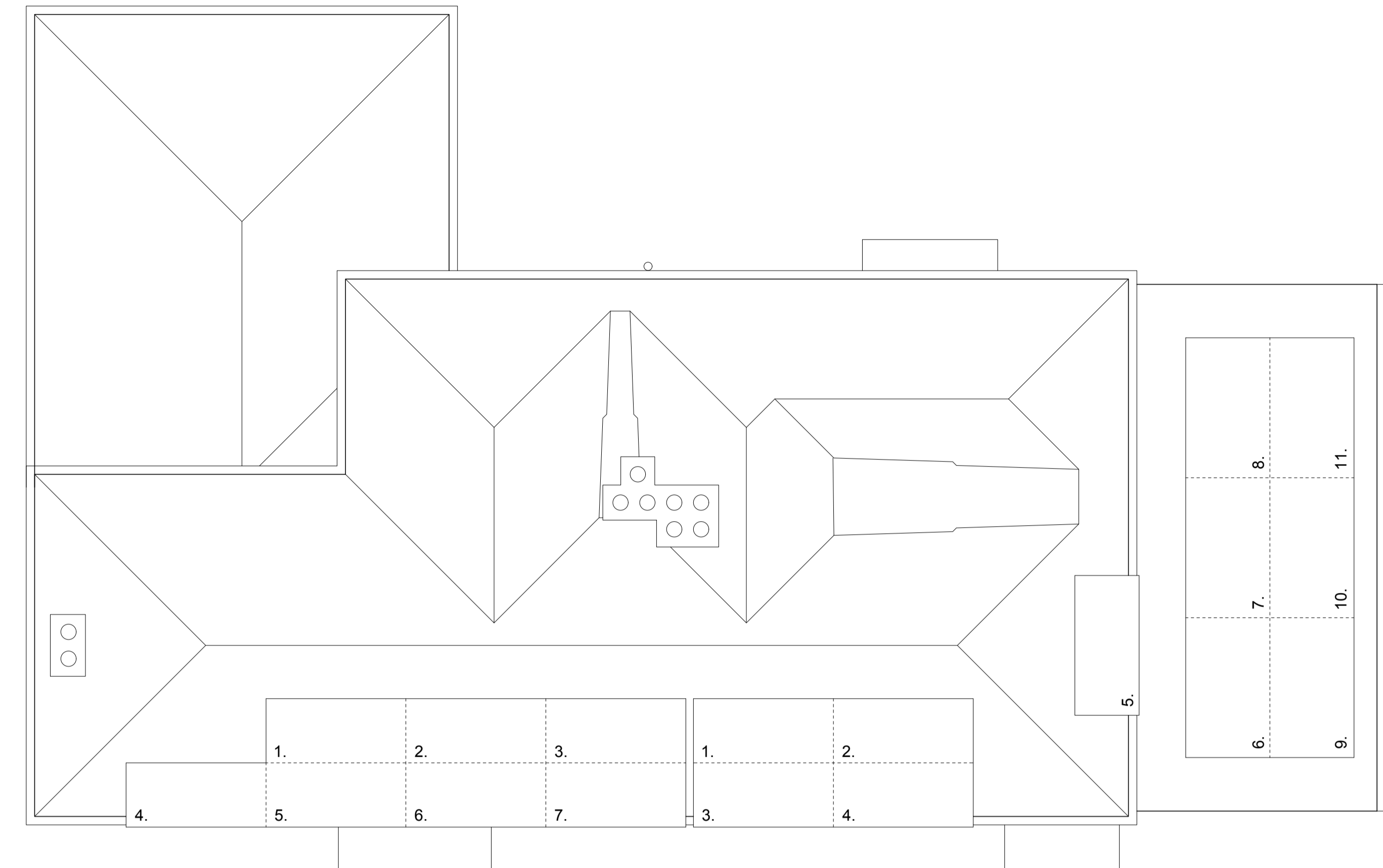
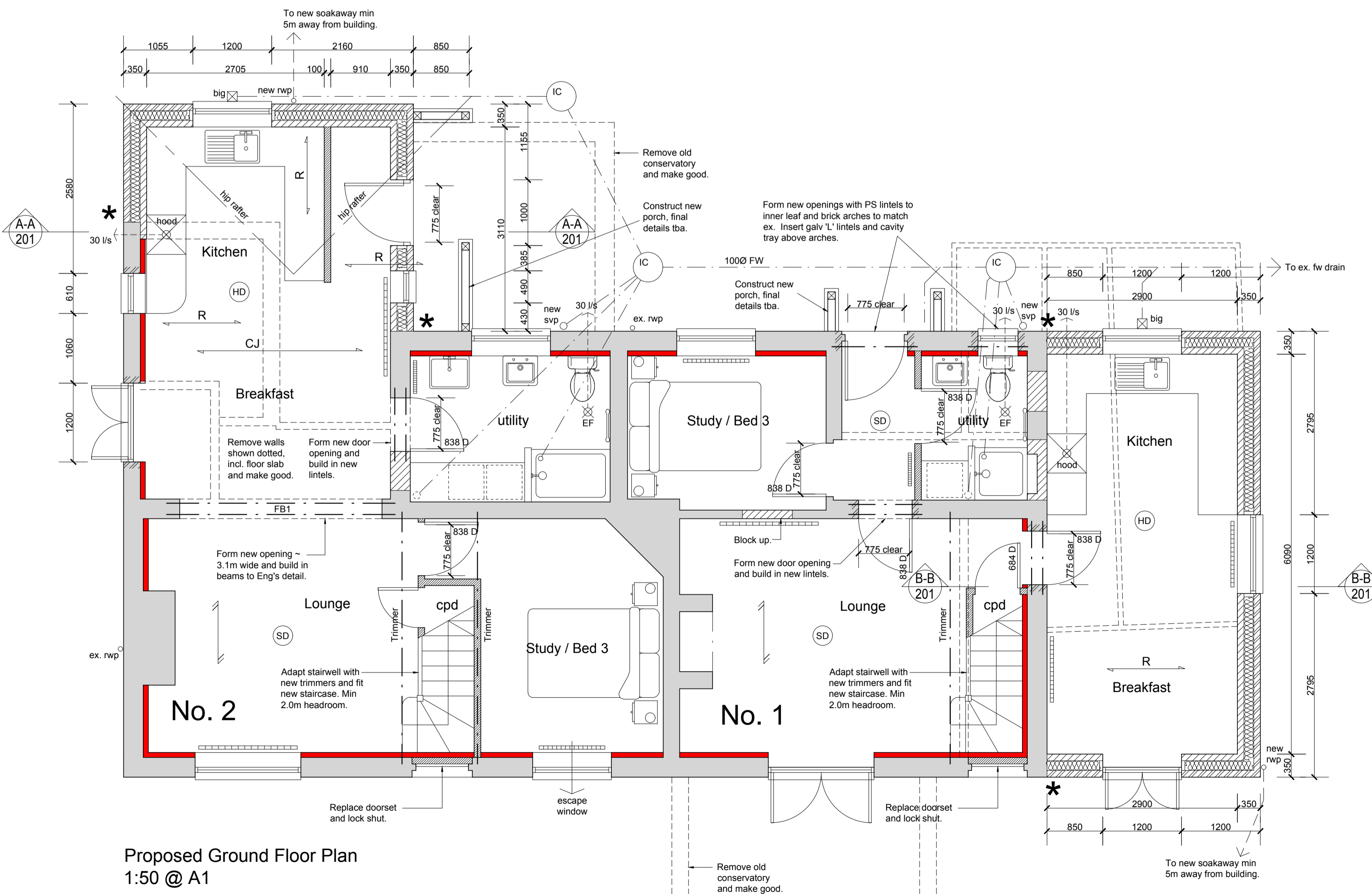


Proposed First Floor Plan  
 1:50 @ A1



Proposed Roof Plan  
 1:50 @ A1


TO BE READ IN CONJUNCTION WITH DRG  
 0391 / 201 AND ENG'S CALC'S



Proposed Ground Floor Plan  
 1:50 @ A1

**LEGEND:**

	47 x 75 C24 studwork	PS	= Padstone to Eng's details
	Med den conc Blockwork	SVP	= Soil vent pipe
	Aircrete Blockwork	RWP	= Rainwater downpipe
	Brickwork	LF	= Lead flashing
	Existing wall	CT	= Cavity tray
	Walls to be demolished	BIG	= Back inlet gully
	72.5mm PIR backed plasterboard on Studial adhesive	SD	= Smoke detector
	Structural member (beam, joists etc)	HD	= Heat detector
	MJ - Make existing cavity continuous with new cavity wall. Inner leaf to be tied into existing with S/S furix connectors. Facework to be tooth bonded.	OD	= Optical detector
	Direction of ext joists/rafters.	EF	= Extractor Fan
	Direction of new joists/rafters.	MG	= Make good
	FD = 30min Fire rated doorset	R	= Rafter
	FD30S = 30min FR doorset with intu + S/S	DR	= Double Rafter
		CJ	= Ceiling joists
		RS	= Restraint strap (floor)
		JH	= Joist hanger
		SS	= Soil stack
		AAV	= Air admittance valve
		PSC	= Prestressed concrete



Revision	Date	Amendment
<b>Peter Davey Ltd</b> construction consultants		
49 Park Drive Rustington West Sussex BN16 3DY Tel: 01903 773105 Mob: 07941 402217 Email: peterdavey67@btinternet.com		
Client: Nicola & John Barber		
Project: Extension at 1 & 2 Garage Cottages Bridgetts Lane, Martyr Worthy Winchester, SO21 1AW		
Drawing Title: Detailed Floor Plans		
Drawn: pd	Date: Jan 24	
Scale: 1:50 @ A1 (1:100 @ A1)		
Drawing Number: 0391 / 200	Revision: -	