


1. Figured dimensions to be taken in preference to scaled dimensions
2. All dimensions are to be checked on site by the main contractor and any discrepancies found are to be reported to Sangwin Architects Ltd
3. This drawing is the copyright of Sangwin Architects Ltd
4. Contact details:

email  
**info@sangwinarchitects.co.uk**  
 office  
**01482 88 77 29**  
 mobile  
**07903 30 49 55**  
 address  
**20 Flemingate, Beverley,  
 East Yorkshire, HU17 0NR.**



Grosvenor Place

Existing FW connection

Existing FW connection

New FW connection

6a

8

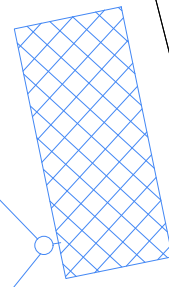
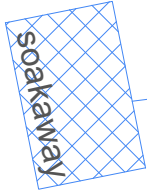
10

9

1

FFL = 19.30m

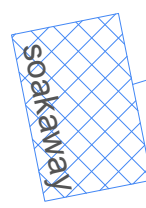
existing ave level = 19.60m



existing ave level = 19.10m

2

FFL = 19.00m



existing ave level = 18.80m



Client  
**Ward Homes Yorkshire**  
 Project Description  
**12 Grosvenor Place  
 Beverley  
 East Yorkshire  
 HU17 8LY**

Drawing Title  
**Proposed drainage**

Date	4 July 2023
Scale	1:250 @ A3
Job Number	3228 35

