This drawing is copyright and should not be reproduced without permission.
Do not scale from drawing for construction.
If in doubt contact main contractor before proceeding.
The contractor is responsible for checking all information before any orders are placed or construction commences.
All drawings to be read in conjunction with Structural Engineers' report, which takes precedence over all other specifications.
Main contractor responsible for site safety.

0m 1 2 3m
1:50 @ A1

0m 2 4 6m
1:100 @ A1

Key:

- Existing structures
- Demolished
- New structures
- Approx. Boundary line
- G / RG - Gully / Roddable gully
- SP / SVP - Soil pipe / Soil vent pipe
- IC - Inspection chamber
- RWP - Rain water pipe
- R / TR - Radiator / Towel rail
- GFL = ± 0,000 - Approx. levels

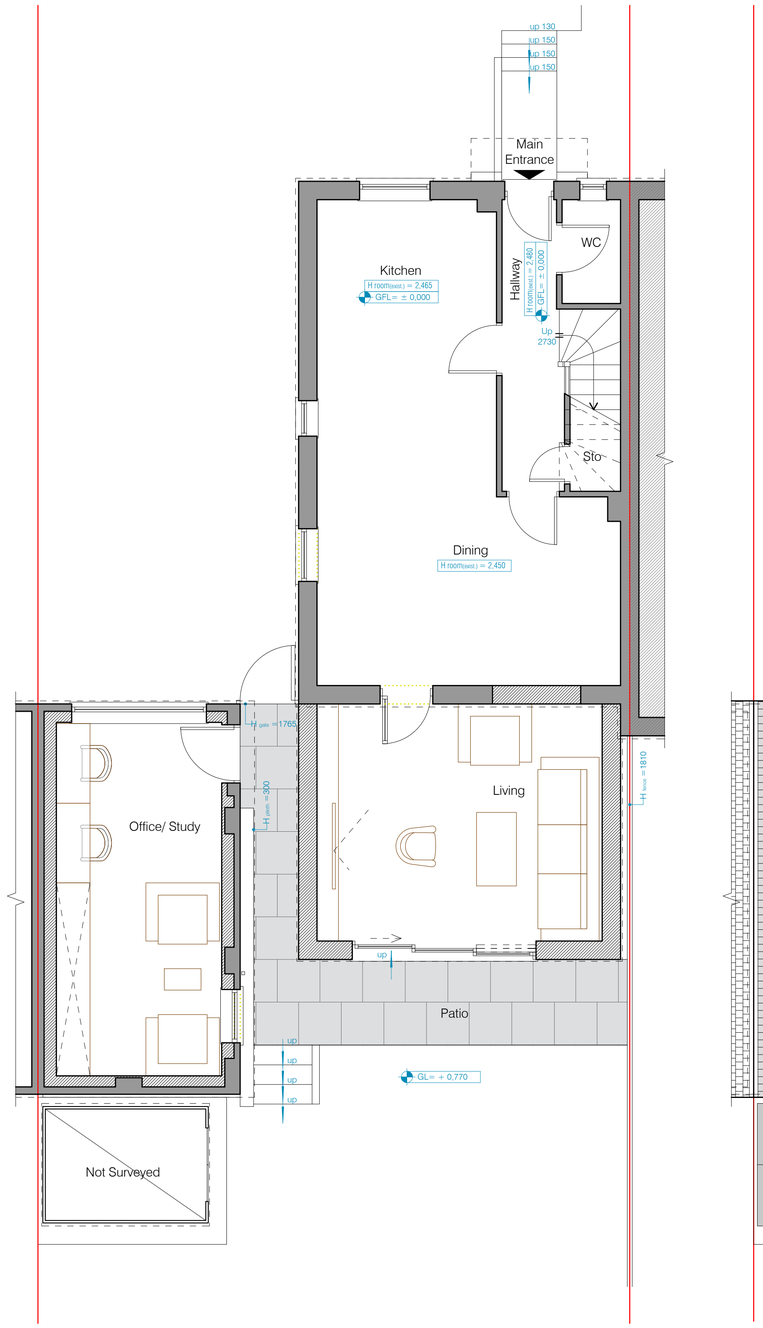

GROUND FLOOR PLAN AS PROPOSED
SCALE - 1:50@A1

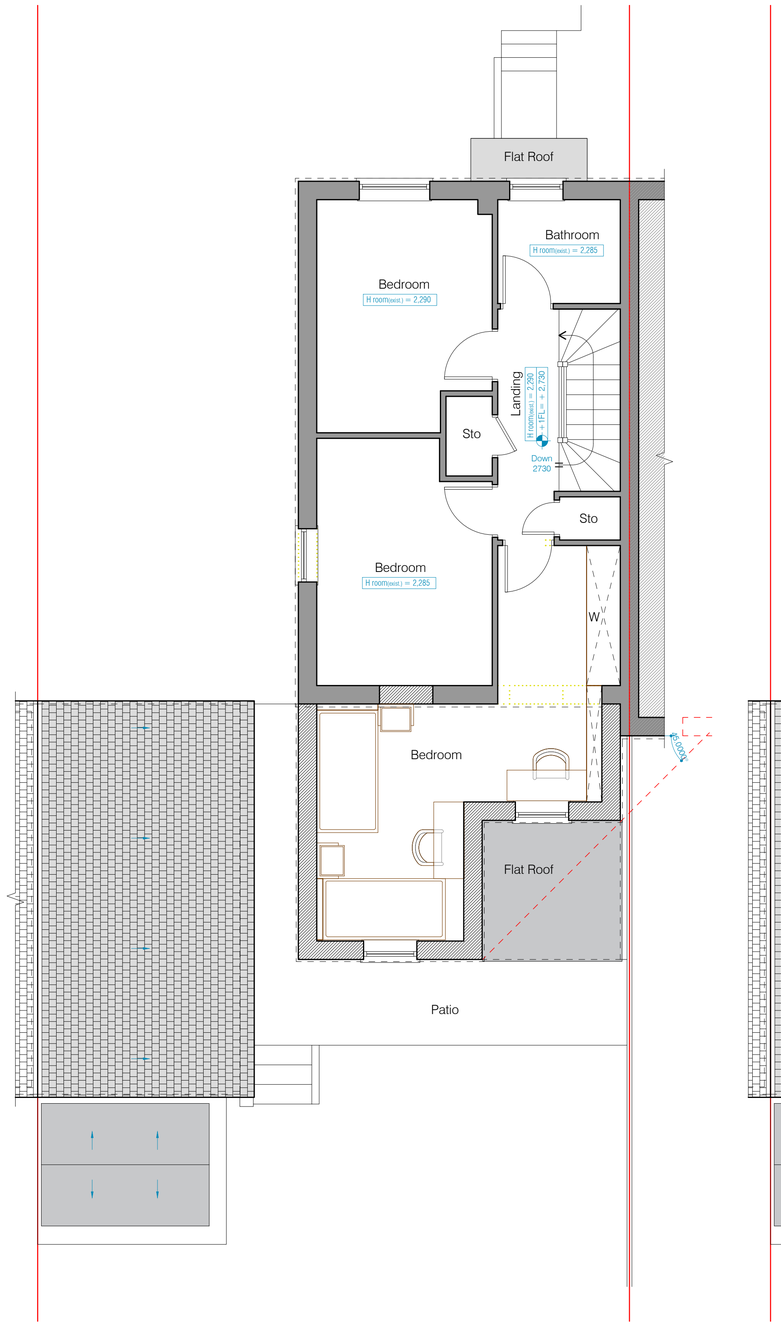

FIRST FLOOR PLAN AS PROPOSED
SCALE - 1:50@A1

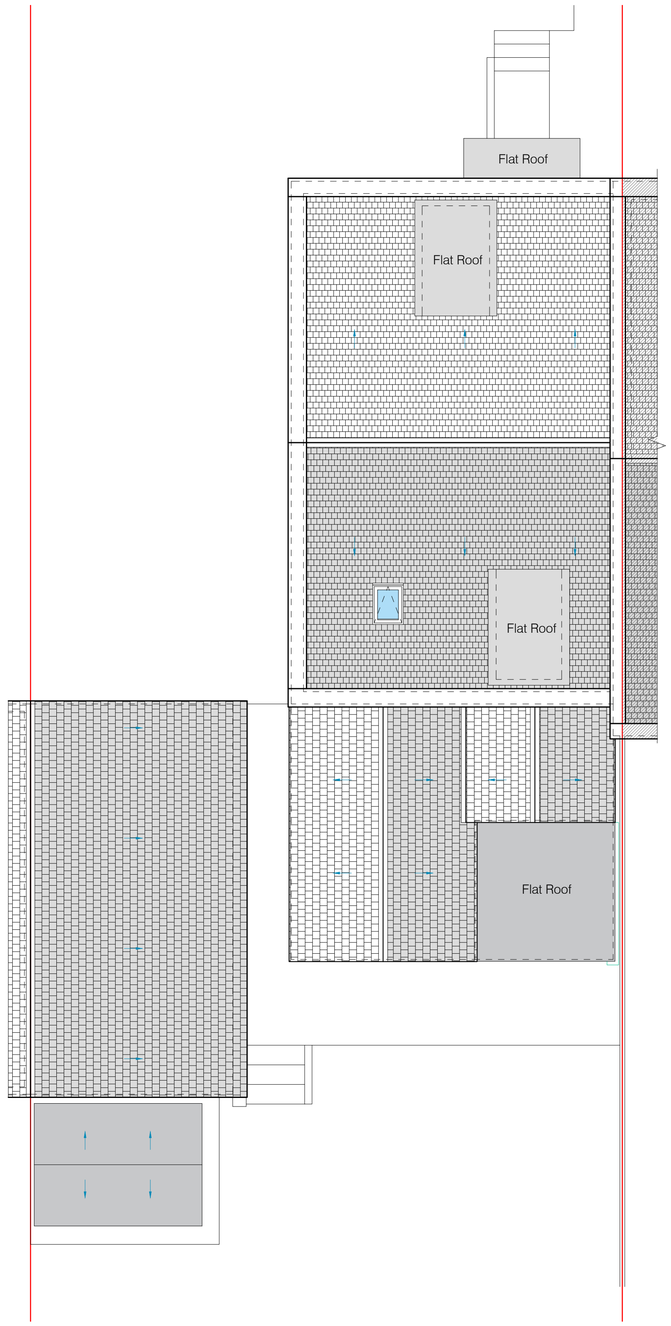

ROOF PLAN AS PROPOSED
SCALE - 1:50@A1

Rev.	Date	Revisions
B	05/03/24	Second Revision
A	06/02/24	First Revision
	11/01/24	First Issue

PSK architect
Your Home Extension Specialists
PSK Cheltenham Ltd
41 Bath Road
Cheltenham
GL53 7HQ
Tel. 01242 304477

TITLE

Mrs. Helen Darch
3 Burford Road
Cheltenham
GL52 5GL

DESCRIPTION

Two Storey Extension
and Garage Conversion

Plans as Proposed

DATE	SCALE
08. 03. 24	As noted @ A1
DRAWN	CHECKED
EM	PSK

870-03B

RIBA | PSK Cheltenham Ltd is a chartered practice registered with RIBA.