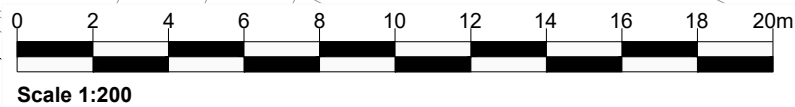
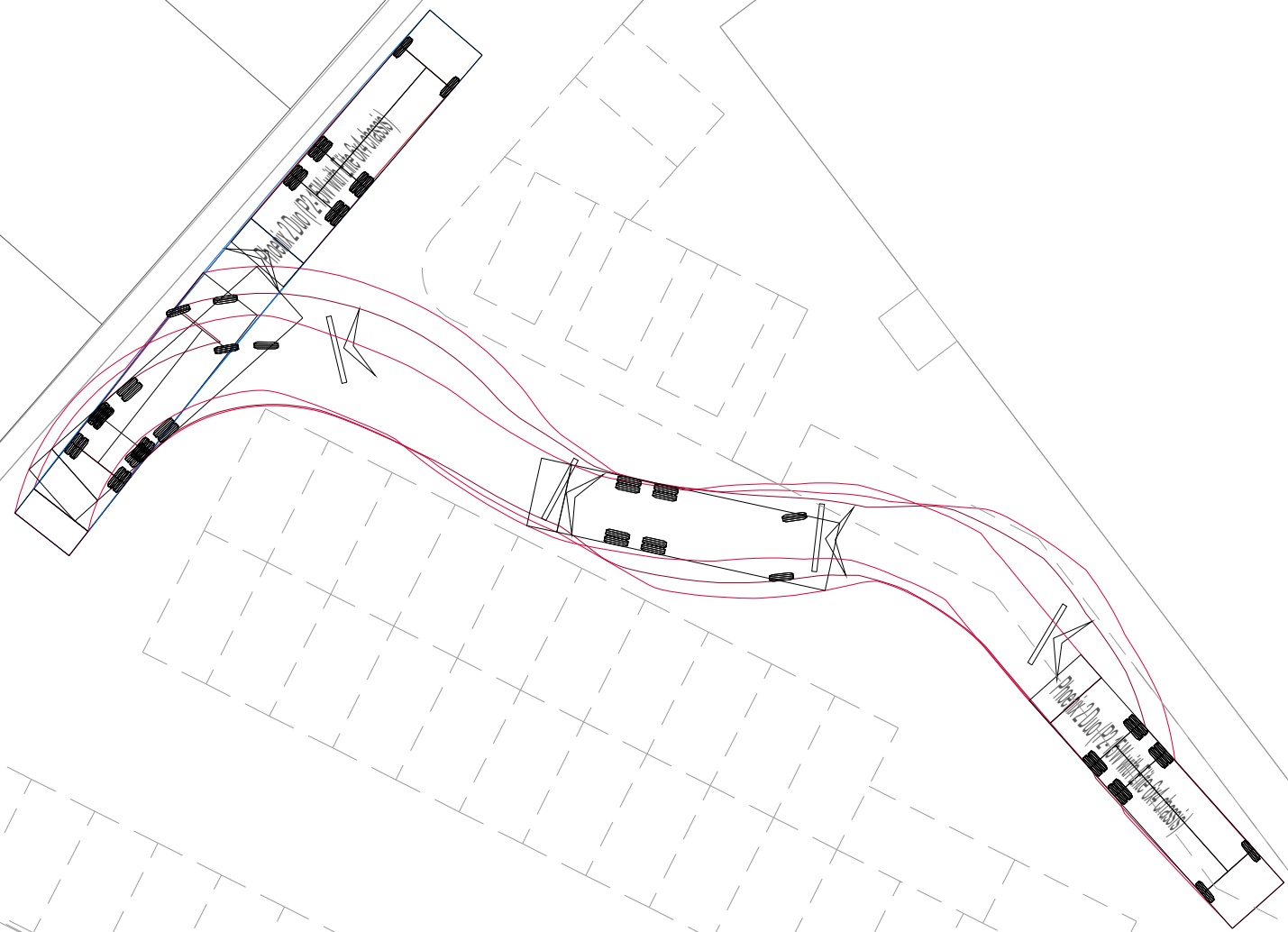
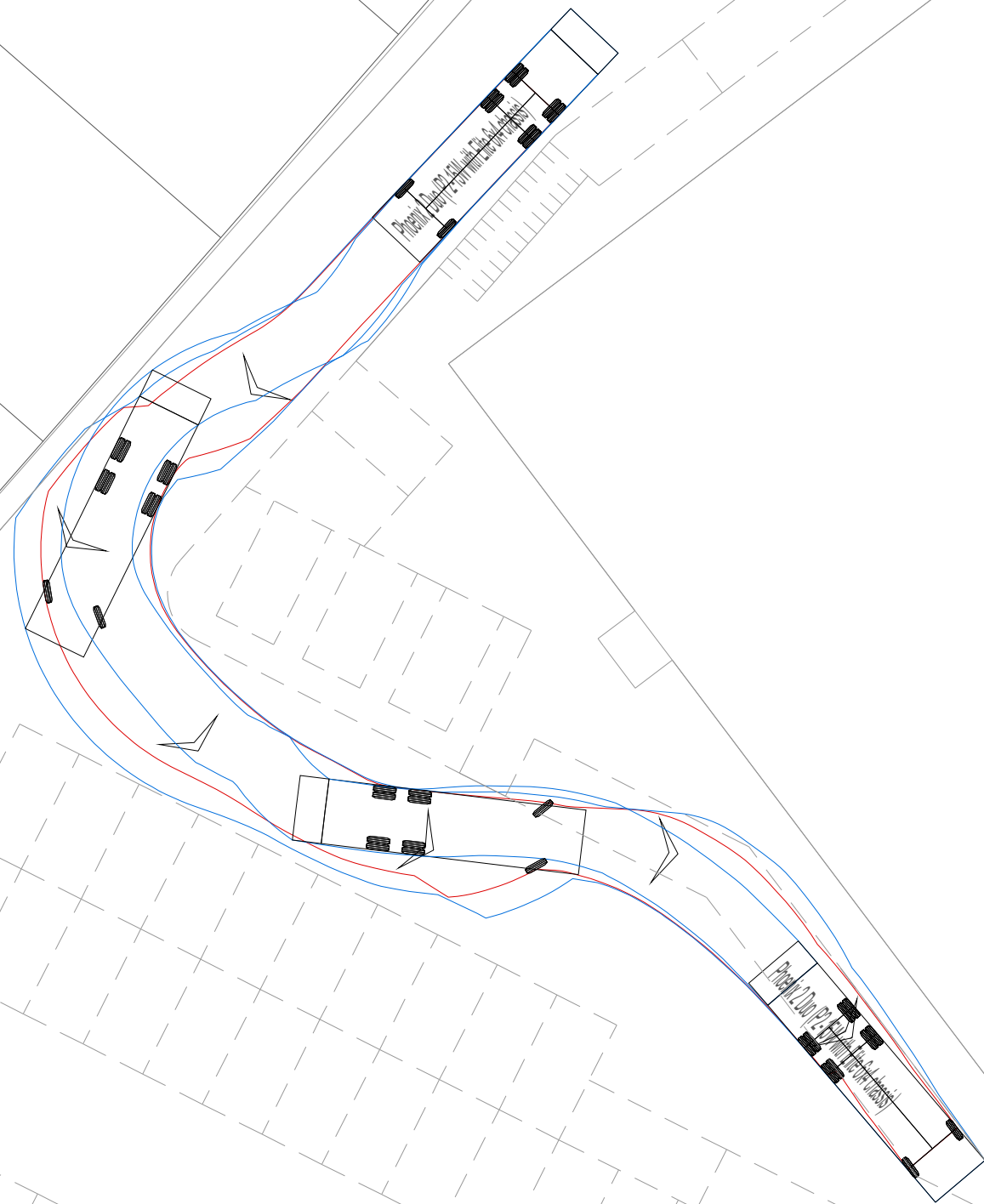
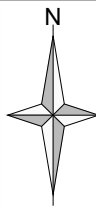


# SERVICE LAYBY ACCESS: REFUSE LORRY

# SERVICE LAYBY EGRESS: REFUSE LORRY



www.slrconsulting.com

Drawing Status & Suitability Code

Designed	CG	Checked	Authorised
Date	05.03.24	Date	Date

Drawing Number **AT/A03**

Client  
**CLEARBELL**

Project  
**North Farm Road Trampoline Park**

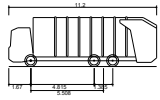
Drawing Title  
**SWEPT PATH ANALYSIS  
SERVICE LAYBY  
REFUSE LORRY**

Scale **1:200** @ **A3** SLR Project No. **416.065284.00001**

B	Site layout updated	11.03.24	CG	JM	PW
---	---------------------	----------	----	----	----

Rev	Amendments	Date	By	Chk	Auth
-----	------------	------	----	-----	------

**Notes:**



Phoenix 2 Duo (P2-15W with Elite 6x4 chassis)  
 Overall Length 11.200m  
 Overall Width 2.530m  
 Overall Body Height 3.741m  
 Min Body Ground Clearance 0.304m  
 Track Width 2.500m  
 Lock to lock time 4.00s  
 Kerb to Kerb Turning Radius 9.500m

**Legend:**

