

PLEASE NOTE!! INTERMEDIATE 'TRUSSES' ARE NOT TRUE TRUSSES AS THE RAFTER SET THAT HOLD THE COLLARS ARE COMMON RAFTERS THAT STEP TO THE SIDE OF THE TIE-BEAM.

\*\*Denotes assumed braces below existing coverings inside and outside.

**TIMBER SIZES FOR EXISTING FRAME COMPONENTS (OAK):**

- Existing rafters 105mm wide (± 5mm) x 100mm deep (± 5mm).
- Existing purlins 130mm wide x 110mm deep (± 10mm) laid flat-wise.
- Existing eaves-plates 145mm wide x 150mm deep.
- Existing end tie-beams 250mm deep (± 5mm) x 150mm wide (± 5mm).
- Existing intermediate tie-beams 180mm deep (± 5mm) x 145mm wide (± 5mm).
- Existing gable collars 155mm deep (± 5mm) x 60mm wide (± 5mm).
- Existing intermediate collars 150mm deep (± 5mm) x 50mm wide (± 5mm).
- Existing diagonal roof bracing 100mm wide x 50mm deep (fixed to underside of rafters in Bay 3 & 4).
- Existing bay posts 150mm deep (± 5mm) x 150mm wide (± 20mm).

**TIMBER SIZES FOR PROPOSED INSERTIONS (OAK):**

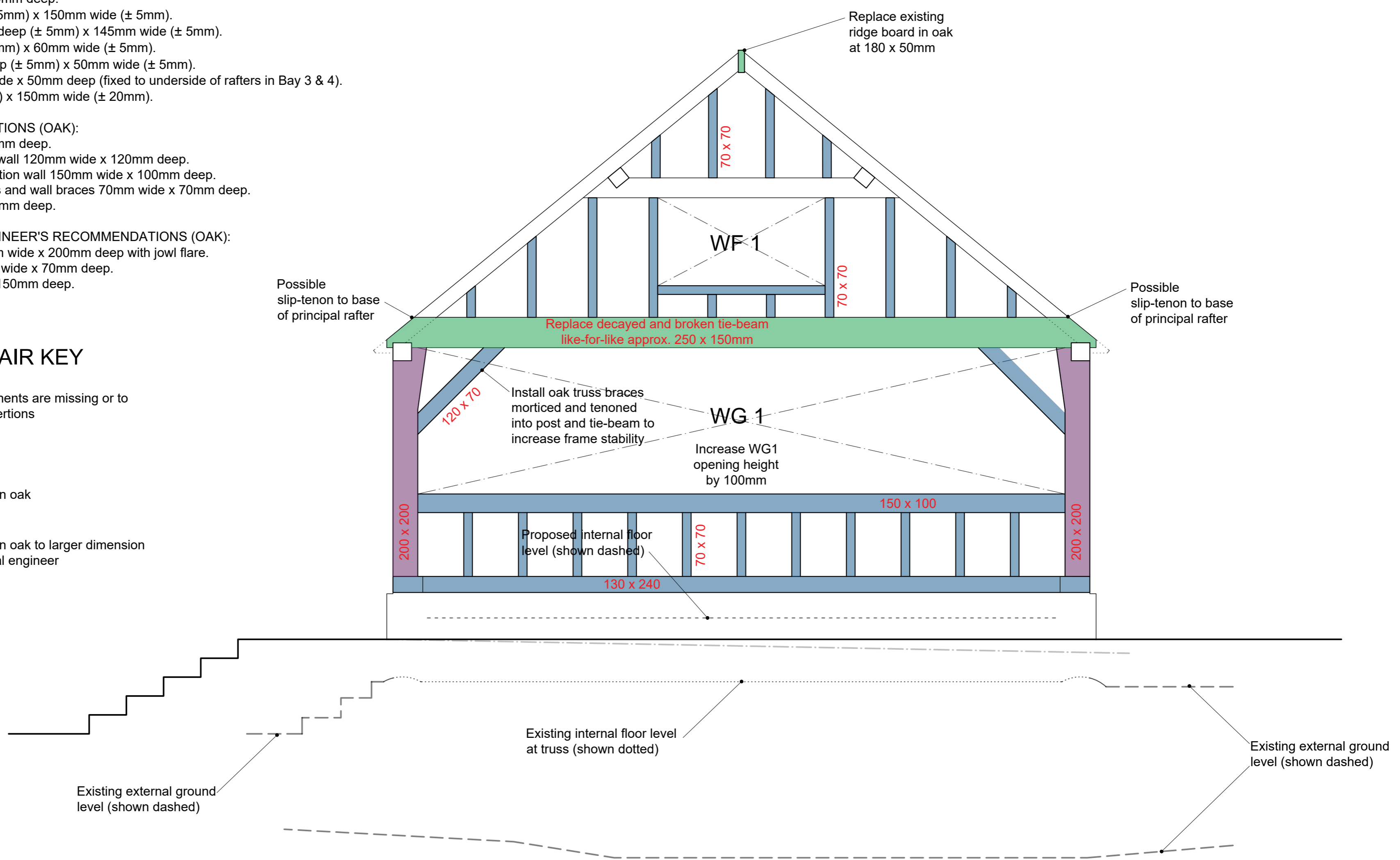
- Proposed sole-plate 130mm wide x 240mm deep.
- Proposed centre post on west elevation wall 120mm wide x 120mm deep.
- Proposed window trimmer on west elevation wall 150mm wide x 100mm deep.
- Proposed common studs, small trimmers and wall braces 70mm wide x 70mm deep.
- Proposed door studs 120mm wide x 100mm deep.

**TIMBER SIZES FOR STRUCTURAL ENGINEER'S RECOMMENDATIONS (OAK):**

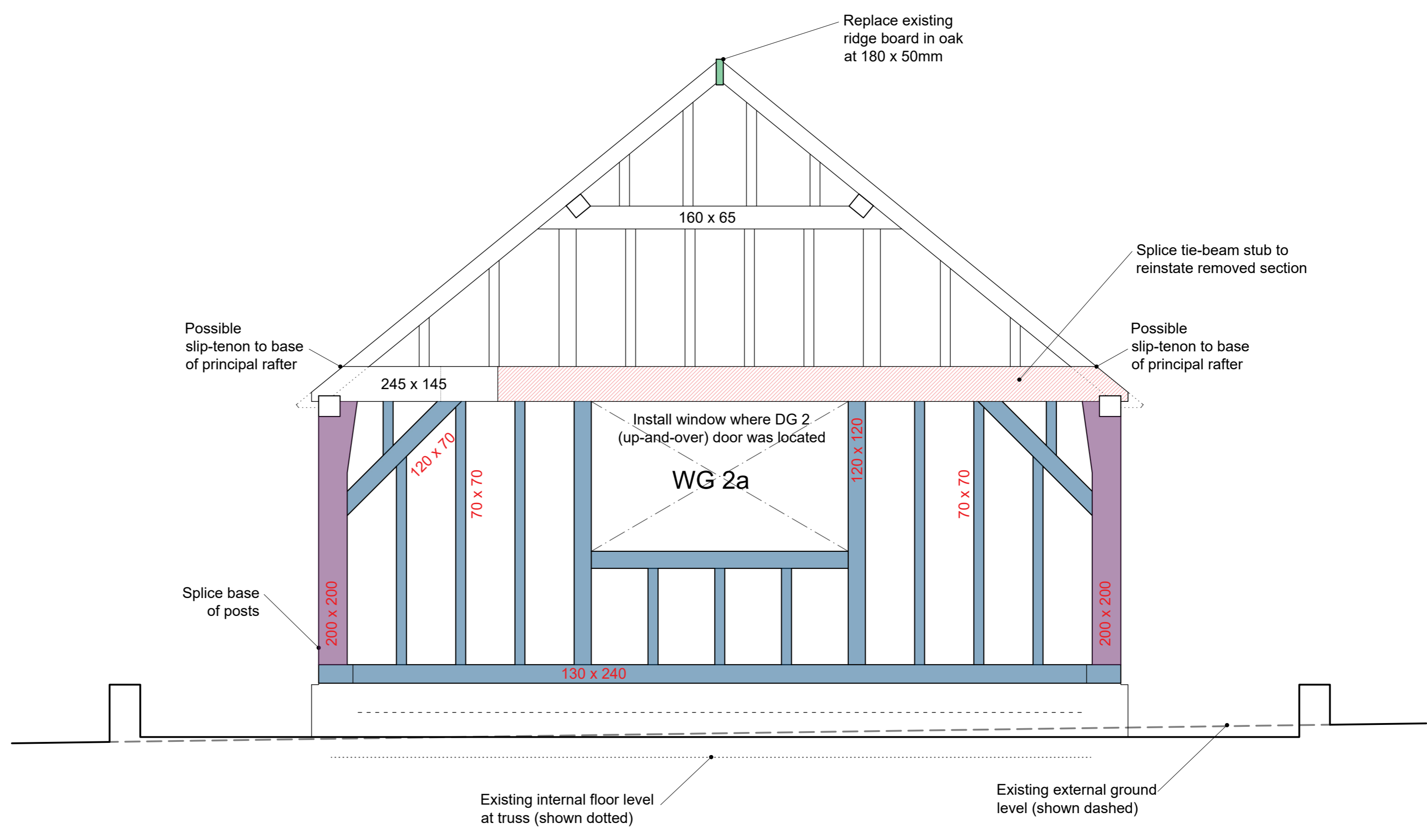
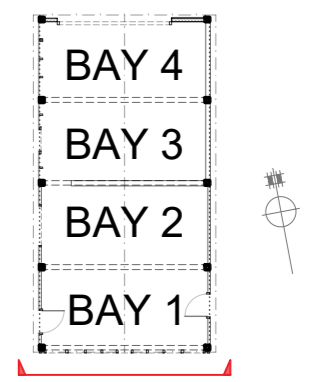
- Proposed replacement Bay posts 200mm wide x 200mm deep with jowl flare.
- Truss bracing (post to tie-beam) 120mm wide x 70mm deep.
- Purlin props at Truss 4 - 150mm wide x 150mm deep.

**COLOUR-CODE REPAIR KEY**

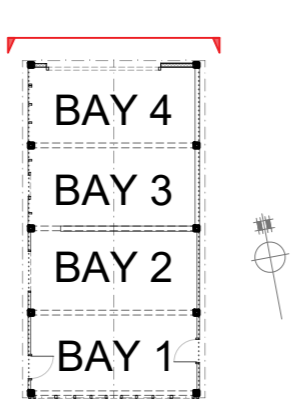

- Install new oak where components are missing or to replace modern softwood insertions
- Install new oak end splice in matching cross-section
- Replace existing component in oak
- Replace existing component in oak to larger dimension as recommended by structural engineer



SCALE 1:25@A1 -- PROPOSED SOUTH ELEVATION GABLE FRAMING - T1 - (showing raised height of FFL and barn) Frame viewed from outside



SCALE 1:25@A1 -- PROPOSED NORTH ELEVATION GABLE FRAMING - T5 - (showing raised height of FFL and barn) Frame viewed outside from access track.



**NOTES:**  
PLEASE NOTE THAT THIS INITIAL BARN SURVEY WAS OBSTRUCTED BY WALL AND ROOF COVERINGS. ITEMS IN THE BARN AND OTHER STRUCTURES BUILT ALONGSIDE EXISTING BARN WALLS.

SCALE FOR PLANNING PURPOSES ONLY. ALL DIMENSIONS AND LEVELS SHOWN ARE TO BE CHECKED ON SITE PRIOR TO COMMENCEMENT OF WORK. THIS DRAWING SHOULD NOT BE USED OTHER THAN FOR ITS INTENDED PURPOSE.

DESCRIPTION PROPOSED REPAIRS TO NORTH AND SOUTH ELEVATION TIMBER-FRAME BASED ON INITIAL SITE SURVEY (FRAME VIEWED EXTERNALLY)	
LOCATION OLD TONG FARM	DRG No. PP-25Q-04
TONG ROAD	REV
BRENCHLEY	SCALE 1:25 @ A1
KENT, TN12 7HT	DATE MARCH 2024
CLIENT MR & MRS CRUTTENDEN	SIG RP

COPYRIGHT  
This drawing has been compiled by and is the sole property of Anthony Hicks Ltd and as such cannot be copied, duplicated, reproduced or its contents used in any way, without prior written authority

**ANTHONY HICKS**  
TRADITIONAL OAK BUILDINGS  
JESSAMINE FARM, OLD ROMNEY, KENT TN29 9SG  
Tel: 01797 366895 Fax: 01797 361895  
www.anthony-hicks.com