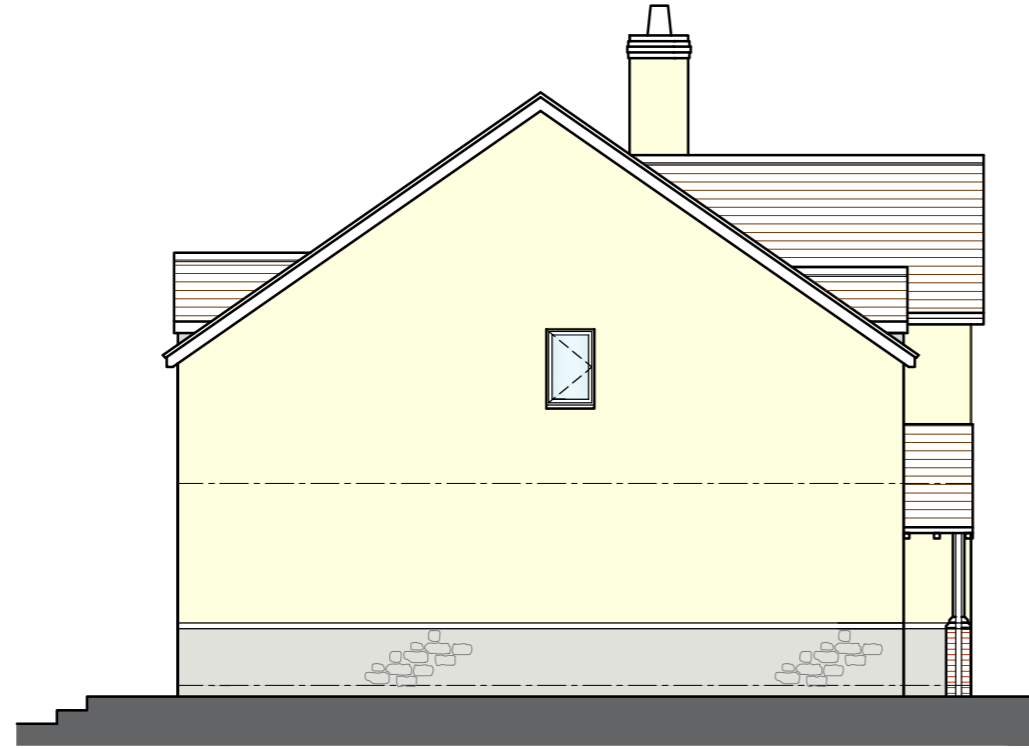




EAST ELEVATION

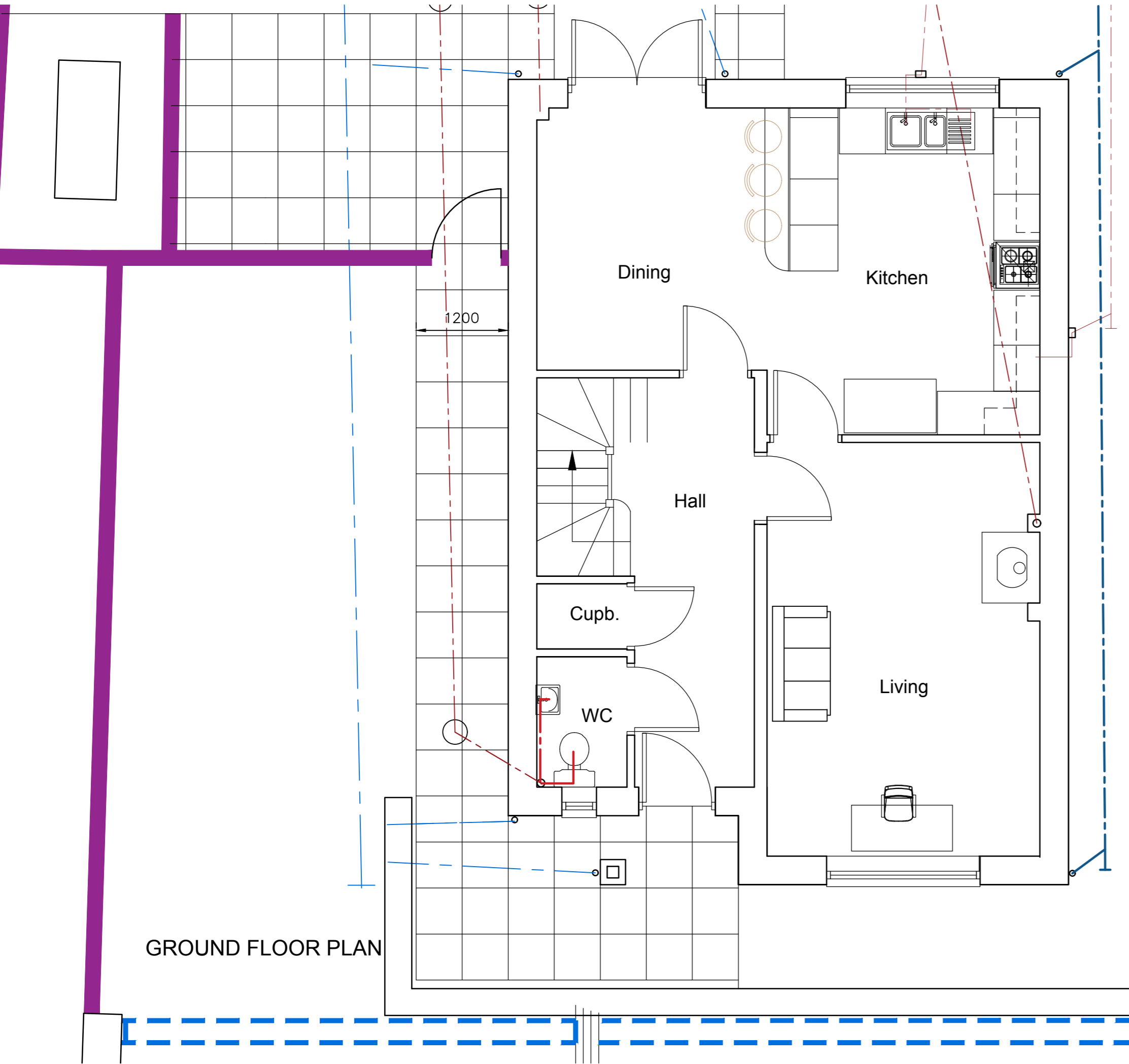


SOUTH ELEVATION



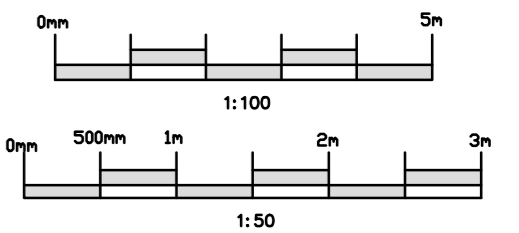
WEST ELEVATION

- Notes:-
1. Do not scale from this drawing.
  2. All dimensions and setting out to be checked on site prior to commencing works. Any discrepancies to be reported immediately.
  3. If in any doubt, ask.
  4. It is the responsibility of the contractor to comply with current Building Regulations whether or not wholly depicted in this drawing.
  5. This drawing and the works depicted are copyrighted and no duplication may be made without prior consent.
  6. Any indication of services is indicative - further investigation is required on site prior to commencing any works.
  7. This drawing must be read and checked against any structural, geotechnical or other specialist documentation provided.
- A 14.03.2024 Garage depth amended.



GROUND FLOOR PLAN

Scales: -



10 THE FARRS, DORRINGTON,  
SHROPSHIRE, SY5 7DX.  
TEL : 07860 539038  
EMAIL : jeanetteprice12@gmail.com

Job Location	Fox Clover House, Bache Mill, Diddlebury		
Description	Proposed Garage		
Drawing	Existing Floor Plan and Elevations		
Client	Delbury Estates		
Date	March 2024	Scales	1:100/50 at A2
Drawn	J C Price	Checked	
Reference	1232/20 - 208		
Revision			