




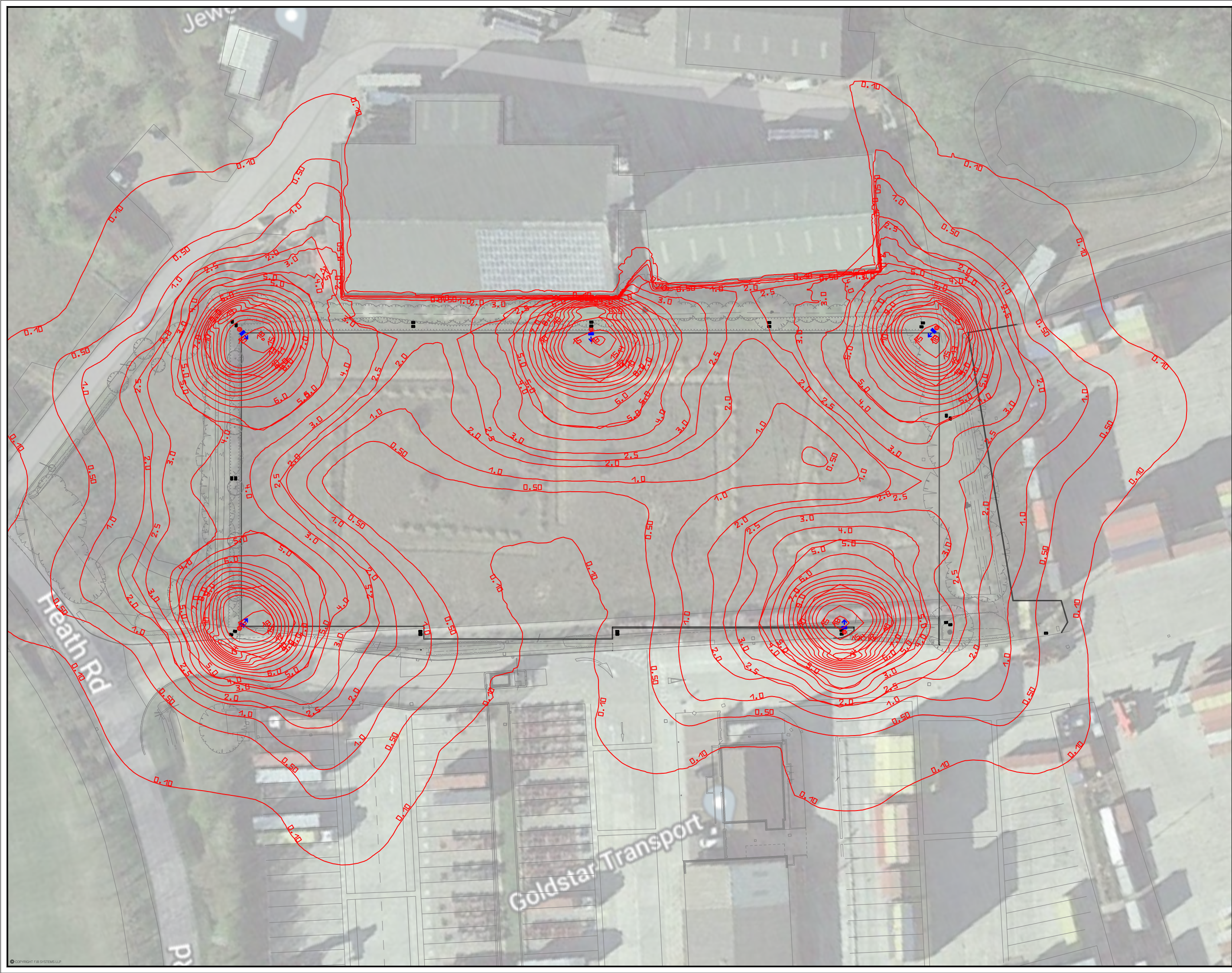
APPENDIX – PART 3

Condition No. 16 - Extension External Lighting Scheme

- NOTES
1. Check all dimensions on site.
 2. Do not rely on scaled dimensions. This drawing must be read in conjunction with all relevant contracts, documents & drawings.
 3. Should there be any conflict between the details in this drawing & those indicated on other drawings the Engineer should be informed PRIOR to construction on site.
 4. Until technical approval has been obtained from the relevant Authority, it should be understood that all drawings issued are Preliminary & NOT for construction. Should the Contractor commence site work prior to approval, it is entirely at his/hers own risk.
 5. This drawing is the property of FJB Systems LLP.
 6. The drawing shall not be copied, reproduced or otherwise used without the consent of FJB Systems LLP.

LEGEND:-

	LAMP POST 12m HIGH
	AFP M 72L50-740 EWR HFX CL1, 107 W
	GROUND LUX LEVEL ISOLINE



FJB SYSTEMS
CONSULT + DESIGN + PROJECT MANAGEMENT
The Old Engineering Works
Queens Road | Weybridge, KT15 9UH | UK
info@fjb.co.uk | www.fjb.co.uk | +44(0)1932 468839

Project: Proposed Extension
Woolpit

Client: **GOLDSTAR**
TRANSPORT LTD

Title: Lighting Layout Showing Lux Levels

Scale: AS DRAWN | Date: 08/07/22 | Drawn by: TP | Checked by: EJB

Size: Drawing No: A3 21078 TURN 1016 0