

Proposed External AC Unit not seen on Ground Floor. Refer to First Floor Plan for External AC position.

Proposed Internal AC Unit, 1 of 3

Proposed AC ducting route, total length = max 25 metres

Proposed Internal AC Unit, 2 of 3

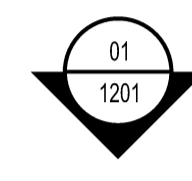
Proposed Internal AC Unit, 3 of 3

Existing electrical cupboard

Existing timber fence

Existing planter

32 Chaplin Close



2 Pontypool Place

2 Pontypool Place

1 Pontypool Place

12 Valentine Place

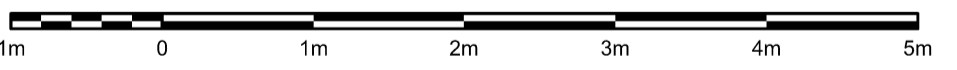
PONTYPOOL PLACE

VALENTINE PLACE

1 Pontypool Place Entrance

2 Pontypool Place Entrance

01 Proposed Ground Floor Plan @ 1:50 (1:100 @ A3)



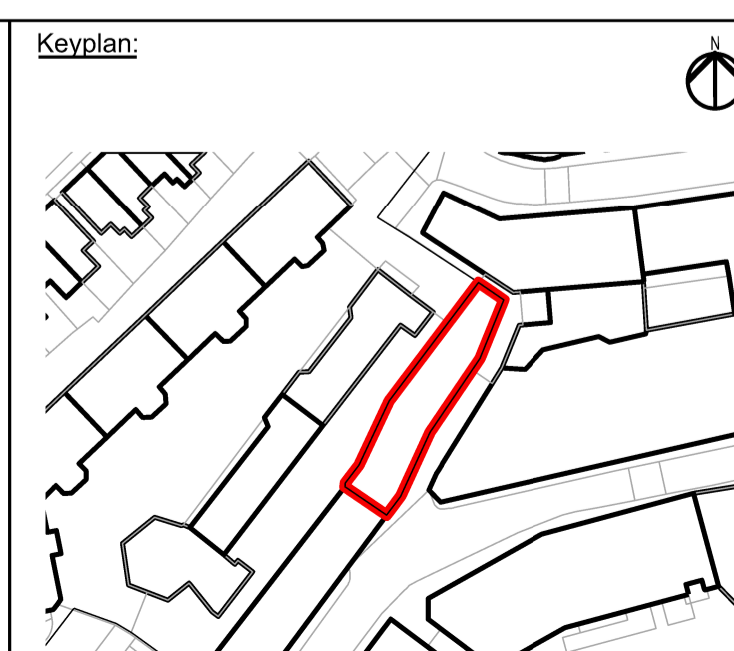
1:50 @ A1 (1:100 @ A3)

**Legend:**

	Site Boundary		Level on plan
	12 Valentine Place Boundary		Existing
	2 Pontypool Place Boundary		Proposed Works

**General Notes:**

- Do not scale from drawing;
- All dimensions in millimeters unless noted otherwise;
- All drawings are to be read in colour;
- All dimensions and levels based on architect's survey information. All dimensions and levels to be validated at Contractor's Detailed design stage and prior to Construction;
- All setting out to be confirmed by Contractor for approval by WWP for co-ordination with specialist suppliers. The Contractor is to notify the WWP design team of any discrepancies.



**Architect:**  
**WestonWilliamson+Partners**  
 12 Valentine Place  
 London  
 SE1 8QH  
 Tel +44(0) 20 7401 8877  
 www.westonwilliamson.com

**Project:**  
 2 Pontypool Place  
 New AC System Proposal

**Title:**  
 2 Pontypool Place  
 Proposed Ground Floor Plan

Rev	Date	Description	Drawn	Check	Approv
B01	15/02/2024	Planning Submission	SSIL	JB	GB

Scale:	Date:	Drawn:	Checked:	Approved:
1:50 @ A1	15/03/24	SSIL	JB	GB
Status:	Suitability:			
Planning Submission				
Drawing Number:	Revision:			
1027-WWP-2PP-00-GA-A-1201	B01			