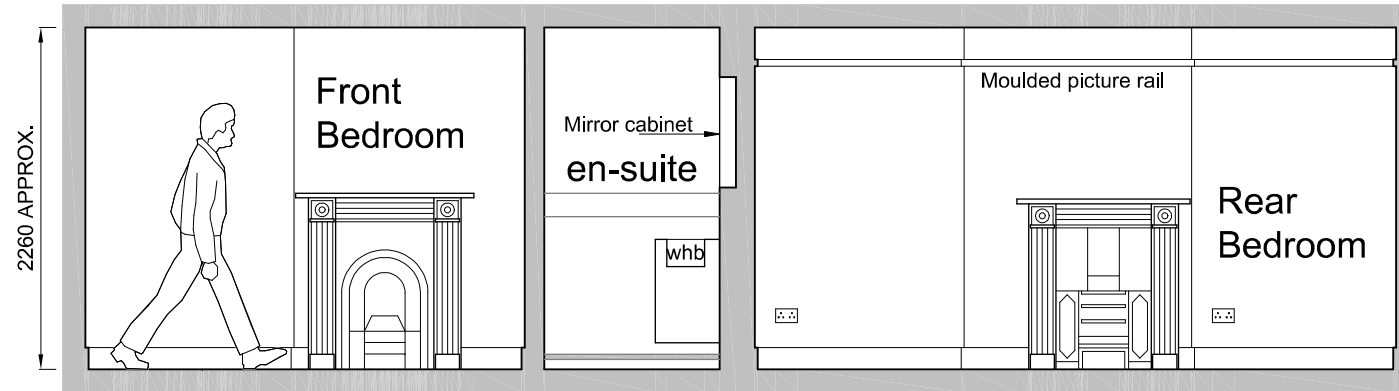


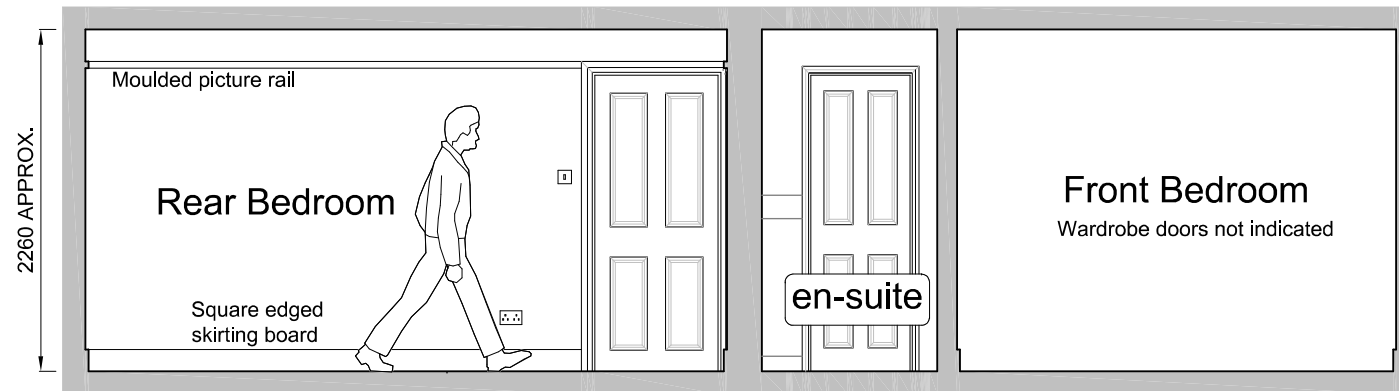
**PART 1st FLOOR PLAN
as EXISTING**

1:50 @ A3 sheet

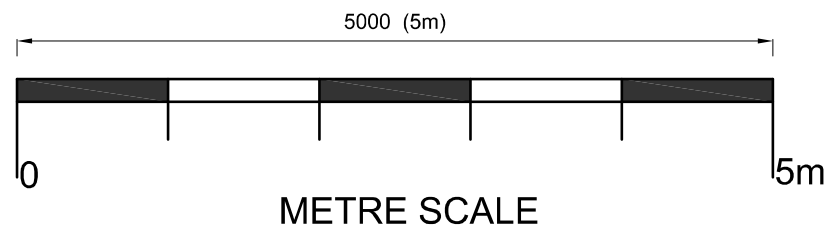
Do Not Scale - Use figured dimensions.
If in doubt please ask.



ELEVATION A-A as EXISTING



ELEVATION B-B as EXISTING



IMPORTANT:

Do not scale from this drawing - use figured dimensions only. Unless otherwise noted all dimensions are given in millimetres.

All dimensions must be verified on site before the commencement of work or the fabrication of any item. Any discrepancies must be reported to the Architect.

This drawing and design is copyright and must not be reproduced in part or in whole without prior written consent.

Amendments:

**David K Donohoe
Architectural Design Services**

Email: dkdonohoe@yahoo.com
Mobile: 07841 595405

LOCATION:

16 Gloucester Place
Windsor
Berkshire
SL4 2AJ

TITLE:

Part First Floor Plan
as Existing

SCALE:

1:50 @ A3 sheet

DATE:

24 March 2024

Drawing Number:

04