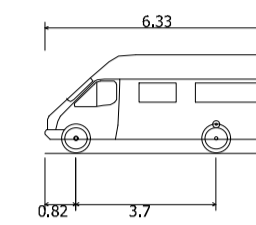
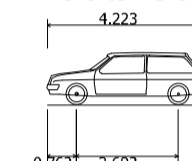


GENERAL NOTES

1. The location, size, depth and identification of existing services that may be shown or referred to on this drawing have been assessed from non intrusive observations, record drawings or the file. The contractor shall safely carry out intrusive investigations, trial holes or soundings prior to commencing work to satisfy himself that it is safe to proceed and that the assessments are accurate. Any discrepancies shall be notified to gta prior to works commencing.
2. Tender or billing drawings shall not be used for construction or the ordering of materials.
3. Do not scale for construction purposes. All dimensions and levels to be site confirmed.
4. This drawing shall be read in conjunction with all relevant architects, consultants drawings and specifications, together with H&S plan requirements.
5. Copyright: This drawing must not be copied, amended nor reproduced without the prior written agreement of gta.
6. All drawings specifications and recommendations made by gta are subject to Local Authority and other relevant Statutory Authorities approval. Any works or services made abortive due to the client proceeding prior to these approvals is considered wholly at the Clients risk. gta hold no responsibility for resulting abortive works or costs.




Mini Bus  
Overall Length 6.330m  
Overall Width 2.192m  
Overall Body Height 2.601m  
Min Body Ground Clearance 0.374m  
Track Width 2.192m  
Lock to lock time 4.00s  
Kerb to Kerb Turning Radius 6.450m



DB32 Private Car  
Overall Length 4.223m  
Overall Width 1.715m  
Overall Body Height 1.392m  
Min Body Ground Clearance 0.253m  
Max Track Width 1.629m  
Lock to lock time 4.00s  
Kerb to Kerb Turning Radius 5.780m



Vehicle wheels outline



Vehicle Body envelope

P4	Scale bar added	26.03.2024	ART	LS
P3	Updated to comments	28.02.2024	JMW	LS
P2	Updated to comments	15.02.2024	JMW	LS
P1	INITIAL ISSUE	13.02.2024	JMW	LS
Rev	Amendments	Date	Dsn	Chk

Status	PRELIMINARY
Client	SAWBIDGE EVANGELICAL CONGREGATIONAL CHURCH
Architect	
Project	SAWBIDGE EVANGELICAL CONGREGATIONAL CHURCH LONDON ROAD, SAWBRIDGE
Title	ACCESS PLAN
Date	FEB 2024
Scale @ A1	1:200
Clients Ref	Project Ref.
	12818

**gta** Civils & Transport  
Maple House, 192-198 London Road,  
Burgess Hill, West Sussex, RH15 9RD  
Tel: 01444 871444 Web: www.gtacivils.co.uk

Drawing Number	12818/2100	Rev.	P4
----------------	------------	------	----