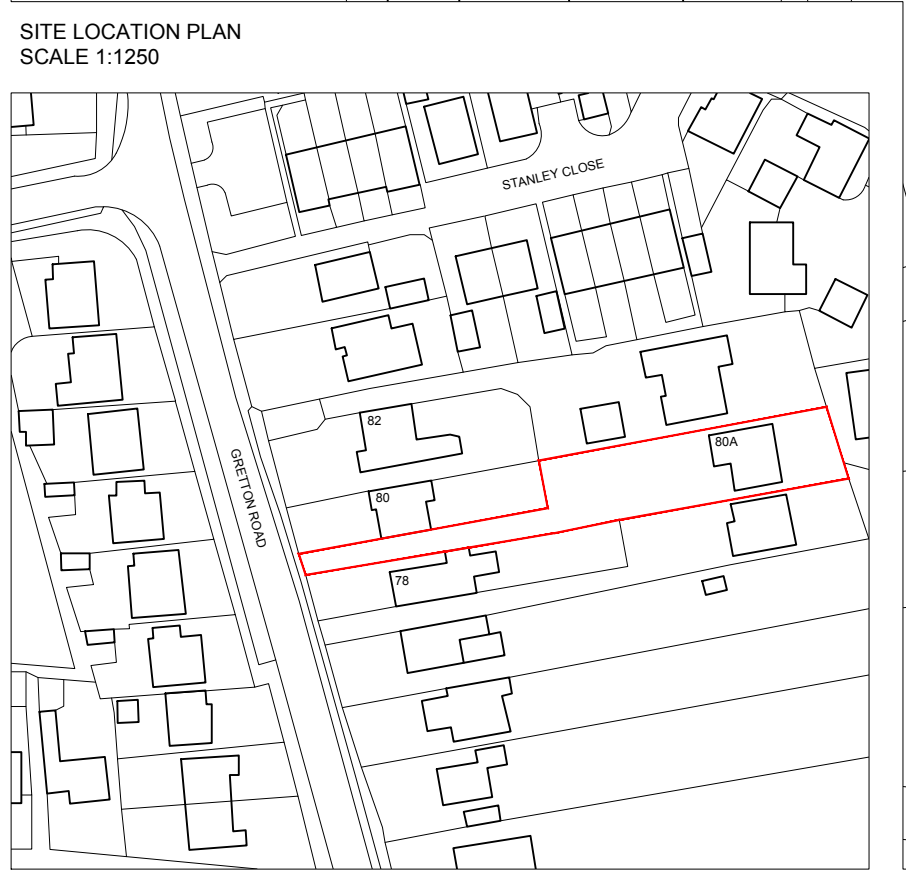
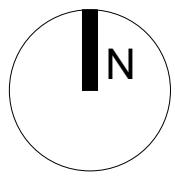


SITE BLOCK PLAN
SCALE 1:500



SITE LOCATION PLAN
SCALE 1:1250

| Rev.No | DATE | REV. NOTE |
|---------|----------|---------------------|
| 01 | 16/11/23 | garage repositioned |
| 02 | 22/03/24 | scale adjusted |
| | | |
| | | |
| | | |
| CAD REF | | |



NOTES:

THIS DRAWING IS INDICATIVE ONLY AND MUST NOT BE RELIED UPON FOR CONSTRUCTION UNLESS THE DRAWING IS NAMED AS 'CONSTRUCTION'.

ALL DIMENSIONS TO BE CHECKED AND VERIFIED, WITH ANY DISCREPANCIES REPORTED TO THE PLAN HUB.

THIS DRAWING REMAINS THE PROPERTY OF THE PLAN HUB AND MUST NOT BE COPIED OR REPRODUCED WITHOUT PRIOR WRITTEN PERMISSION.

Project Title

New Garage

Drawing title

Site Location Plan

Client

STEVE WILKINSON

Client address

**80A GRETTON ROAD, CHELTENHAM
GLOUCESTERSHIRE, GL54 5EL**

| | |
|------------|-------------|
| Drawn By | Designed By |
| NB | NB |
| Checked By | Approved By |
| | |

| | |
|------------|-------------|
| Drawing No | Revision No |
| 010 | 02 |

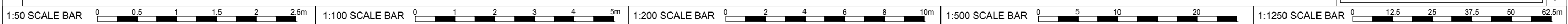
| Compass | Date | Scale |
|---------|--------------|---------------|
| | 04-11-23 | 1:500; 1:1250 |
| | Status: | Sheet size: |
| | Consultation | A3 |

HEAD OFFICE :

THE PLAN HUB
Suite 6, 272 London Road,
Wallington, Surrey, SM6 7DJ

Phone : 0203 603 1599 E-mail : info@theplanhub.co.uk

THIS DRAWING IS A COPYRIGHT OF THE PLAN HUB AND MUST NOT BE DUPLICATED OR REPRODUCED WITHOUT PERMISSION FROM THE COMPANY.



10/13/2020