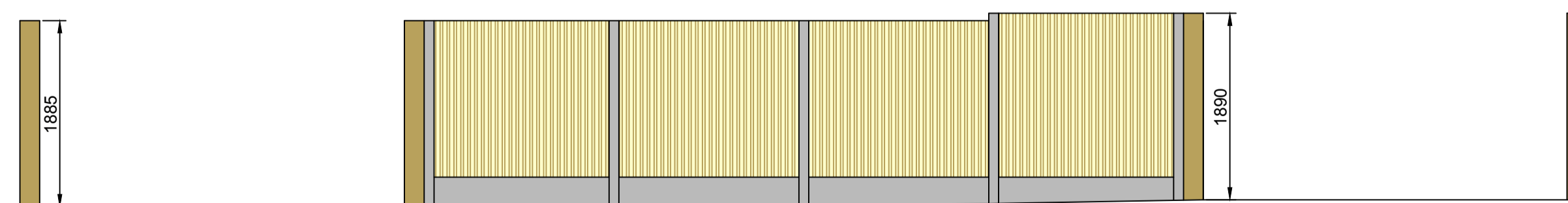





Site Layout 1:100



Fence Elevation



Location Plan 1:1250

-  200-250mm of recycled mot, rolled.
40-50mm of dust mot compacted topped with Tarmac
Tarmac to be profiled to run towards house and drain into stoned area.
-  200-250mm of recycled mot, rolled.
75mm of compacted grit sand.
Crates filled with 10 mm stone
Topped off with 20 mm stone
-  Planting

Proposed fence & driveway at :	
189 Preston Road Coppull PR7 5DR	
CLIENT:	Michael Nelson
DATE:	March 2024
SCALE:	1:50, 1:100 & 1:1250 @ A1
DWG No:	Site Plans
L.A.:	
AMENDMENTS:	DATE:
ENTWISTLE DESIGN SERVICES	
7 Edgefield Astley Village Chorley PR7 1XH	Tel:01257 274976 E-Mail entwistledesign@aol.com