



Arboricultural Method Statement
Willow Cottage
Crabtree Green
Collingham
Leeds

Report Reference: AMS-1823-1
15 January 2024

Table of Contents

1	Introduction	3
2	Tree Work	3
3	Tree Protective Fencing	4
4	Services	6
5	Hard Landscaping	6
6	Level Changes	6
7	Site Compound & Material Storage	7
8	Sequence of Arboricultural Events & Supervision	7
9	Post Construction	8
10	Contact Details	8
	Appendix 1 - Tree Detail & Protection Measures	
	Appendix 2 - Tree Protection Plan	
	Appendix 3 - Tree Protective Fencing Signage	
	Appendix 4 - Letter of appointment to undertake Arboricultural Site Monitoring	
	Appendix 5 - Site Inspection Sheet	
	Appendix 6 - Drawing detailing proposed hard landscaping	

Prepared By:
Tree Care Consultancy
Steve Waterson
Clifton Villa
37 Hall Cliffe Road
Horbury
Wakefield
WF4 6BY
Phone: [REDACTED]
Email: [REDACTED]

Prepared For:
Mr. & Mrs. Ware
Willow Cottage
Crabtree Green
Collingham
Leeds

1 Introduction

1. An Arboricultural Method Statement (AMS) is often required to ensure the welfare of retained tree cover during the construction phase of development. It assumes the minimum general standards for development are those set out in British Standard BS5873:2012 '*Trees in relation to design, demolition and construction*' - *Recommendations*.
2. This method statement is based upon a revised Arboricultural Impact Assessment of 1 November 2023 submitted to aid consideration of the amended planning application Ref 23/06802/FU. **It is submitted with a view to avoiding the need for the Local Planning Authority (LPA) to impose a pre-commencement condition requiring the prior submission and approval of an AMS.**
3. This document is to be made available to all operatives on site during the construction process, so that they understand the scope and importance of the AMS. It should also be supplied to any contractor prior to their arrival on site. This document sets out the methodology and timing of work necessary to ensure successful tree retention both during and post development.
4. A copy of the accompanying Tree Protection Plan (TPP) must be displayed outside the site office.
5. The AMS should be read in conjunction with the Tree Schedule & Protection Measures at appendix 1 and the TPP at appendix 2.

2 Tree Work

6. Any tree work deemed acceptable by the Council should be carried out prior to any construction activity including the installation of tree protection measures. Tree surgery is easier and more cost effective to undertake with no obstacles. Once development has commenced, this work may become difficult to perform and may interfere with construction work. However there is no requirement to undertake any tree work in connection with this planning proposal. In the event of any future tree works the following is nevertheless worthy of note.
7. All Arboricultural Contractors should adhere to the following conditions: -

All tree work shall be undertaken by a suitably qualified, experienced and insured contractor.

In the event of any necessary tree work the contractor will work in accordance with BS 3998: 2010 'Tree Work Recommendations'.

The work should be planned to avoid the bird nesting season (1st March-31st August). If works are deemed necessary within this period they must only be implemented if checks have been made to ascertain there are no nesting birds present.

3 Tree Protective Fencing

8. Any tree scheduled for retention will generally require protection in accordance with BS5837, regardless of its initial retention category.
9. A Tree Protection Fence (TPF) and ground protection will be installed prior to the commencement of any site works, including demolition work, delivery of materials and machinery to site (Fig 1 below shows the BS5837 default TPF specification). **A minimum of 7 days written notice that the agreed tree protection measures are in place shall be provided to the LPA prior to commencement of development.**
10. Once installed the tree protection measures will not be removed or altered other than with the prior agreement of the project Arboriculturist. For information **Tree Care Consultancy (TCC) have now been appointed to carry out Arboricultural monitoring of the proposed new build** - refer to letter of appointment at appendix 4. The findings of each inspection (arboricultural supervision intervention – written and photographic) will be documented in the form of an assessment sheet (appendix 5).



Figure 1 Photograph 1. Example of BS5837:2012 Tree Protective Fencing

11. The location of the TPF is depicted by blue lines on the TPP. Once erected all protective fencing will be regarded as sacrosanct. The barriers will create the 'Construction Exclusion Zone' (CEZ).
12. The diagram overleaf demonstrates the required BS5837:2012 fence specification, Figure 2 for areas of high risk or trees of significance.

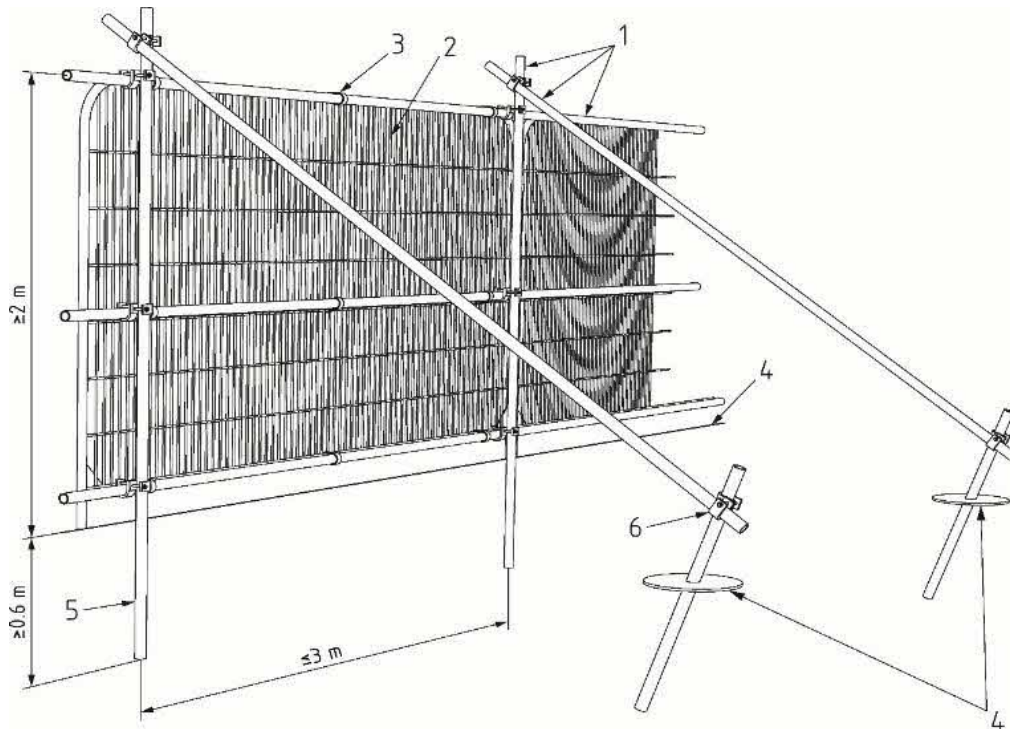


Figure 2 BS5837:2012 Default Tree Protective Fencing

Key

- 1 Standard scaffold poles
- 2 Heavy gauge 2m tall, galvanized tube and welded mesh infill panels
- 3 Panels secured to uprights and cross-members with wire ties
- 4 Ground level
- 5 Uprights driven into the ground until secure (minimum depth 0.6m)
- 6 Standard scaffold clamps

13. Waterproof signage will be attached to the fencing stating its purpose. The signs will be attached every 5m. An example sign has been included in appendix 3.
14. Where the TPF does not fully enclose the RPA of the Blue Spruce T15, ground protection will be installed. The location of ground protection has been identified by blue shading on the TPP. An effective means of protection for foot traffic is to use a single layer of Ground-Guards panels with 150mm of wood chips below. Pins should be installed between panels to firmly retain them in place. Examples of ground protection are shown overleaf.



Figure 3 & 4. Examples of ground protections

4 Services

Minimal new service provision is required by the proposed development. MHA drawing No. 4103.033 and the TPP demonstrates a zone for all proposed drainage and service routes. In terms of the foul and surface water drainage that will serve the rear and side elevations of the proposed dwelling the drainage pipes will be routed within the area highlighted on plan clear of the RPA of all retained trees. All other services will be contained to the front of the building and close to its perimeter, such that there will be no adverse impact within the RPA's of retained trees.

15. In the unlikely event that trenching is required within or close to the RPA of a retained tree then before any excavation commences, advice should be sought from either the project Arboriculturist or LPA Case Officer.

5 Hard Landscaping

16. MHA Drawing 4103 030, previously submitted, shows the proposed hard surfacing. For ease of scrutiny the drawing is included at appendix 6. This plan demonstrates no ground level changes are required within the RPA's of retained trees. As such no mitigation actions are considered necessary in this regard.

6 Level Changes

17. No ground level changes are required within the RPA's of tree's identified for retention. As such no mitigation actions are considered necessary in this regard.

7 Site Compound & Material Storage

18. There is space for deliveries, material storage and cement mixing to be accommodated within the existing garage and driveway fronting the host dwelling, ensuring no material contamination will take place within the RPA's of retained trees. Furthermore materials which may contaminate the soil will not be discharged within 10m of any tree stem. When undertaking the mixing of materials, it is essential that any slope of the ground does not allow contaminants to run towards the RPA of any retained tree.
19. Water must be readily available on site and will be used to flush spilt materials through the soil to avoid contamination that might otherwise compromise tree health. If at any stage spillage should occur the main contractor shall contact the Project Arboriculturist for guidance.

8 Sequence of Arboricultural Events & Supervision

20. The appointed Arboricultural Consultant will be responsible for the monitoring of all operations in relation to Arboricultural issues.
21. The table below demonstrates the key phases of tree protection:-

Phase/Work Description	Arb Supervision Required	Additional Comments	Date of Completion	Signed Project Arboriculturist	Signed Site Manager
Pre - commencement meeting					
Installation of Tree Protection Provide LPA with 7 days notification prior to commencement of development					
Commencement of development					
Tree Protection removal					

22. Tree protection measures shall be monitored by the appointed specialist who will meet with the contractor and site manager prior to the commencement of development to explain the tree protection requirements.
23. The appointed specialist shall submit the completed inspection form (located at appendix 4) with accompanying photographic evidence to the client, site manager and LPA.

9 Post Construction

24. Following the completion of construction work the tree protective fencing will be dismantled.

10 Contact Details

25. The table below has been included to ensure all lines of communication are established prior to the initiation of any work included within this document.

Role	Name	Contact Details
Developer	Mr. & Mrs. Ware	TBC
Site Foreman	TBC	TBC
Project Architect	MHA Architecture	0113 2732706
Local Authority Tree & Landscape Officers	TBC	TBC
Project Arboriculturist	Steve Waterson & Mike Shackleton	01924 270619

Appendix 1: Tree survey & tree protection schedule

Tree ID	Species, Botanical Name	Height (m)	No of stems	Stem @ 1.5M (mm)	Spread - N,E,SW				Crown height+ direction (m)	Life stage	Physiological (P) and Structural (S) condition. Observations- negative and positive	Proposed tree work & tree protector measures	Life expectancy	Retention category	RPA Radius (m)
T1	Holly, <i>Ilex aquifolium</i>	5	1	140	1	1	1	1	n/a	Semi-mature	S=Fair, P=Good. Twinned stemmed boundary item providing low level screening. Recently pruned.	Retain, no work required. Install Tree Protection Fence as per Arboricultural Method Statement and Tree Protect Plan.	10 to 20 yrs	C1	1.7
T2	Cypress Cultivar, <i>Chamaecyparis sp.</i>	12	1	530	4.5	4	1	4	2-w	Early-mature	S=Fair, P=Fair. Unbalanced form, acute main union and thinning crown. Possibly a sign of decline.	Retain, no work required. Install Tree Protection Fence as per Arboricultural Method Statement and Tree Protect Plan.	10 to 20 yrs	C2	6.4
T3	Norway Spruce, <i>Picea abies</i>	16	1	450	2	4	2	5	2.5-e	Mature	S=Good, P=Fair. Forming part of collective group, crown shaped dictated by dominant neighbour.	Retain, no work required. Install Tree Protection Fence as per Arboricultural Method Statement and Tree Protect Plan.	20 to 40 yrs	B2	5.4
T4	Norway Spruce, <i>Picea abies</i>	15	1	590	5	6	5	5	4-w	Mature	S=Fair, P=Fair. Forming part of collective group, probable historical loss of apical leader.	Retain, no work required. Install Tree Protection Fence as per Arboricultural Method Statement and Tree Protect Plan.	20 to 40 yrs	B2	7.1
T5	Apple species, <i>Malus spp</i>	4	4	150 150 140 80	1	2	2	2	1.5-s	Early-mature	S=Good, P=Good. History of pruning, suppressed by neighbouring spruce.	Retain, no work required. Install Tree Protection Fence as per Arboricultural Method Statement and Tree Protect Plan.	10 to 20 yrs	C1	3.2
G7	Broad-Leafed Lime, <i>Tilia platyphyllos</i>	2.5	1	Ave 200	See plan.				n/a	Semi-mature	S=Fair, P=Fair. Pollarded/topped items forming liner feature.	Retain, no work required. Install Tree Protection Fence as per Arboricultural Method Statement and Tree Protect Plan.	10 to 20 yrs	C2	2.4
H8	Cherry Laurel, <i>Prunus laurocerasus</i>	1.5	1	Ave 80	See plan.				n/a	Young	S=Good, P=Fair. Managed boundary hedge, forms low level screening.	Retain and manage at hedgerow proportions. Install Tree Protection Fence as per Arboricultural Method Statement and Tree Protection Plan.	10 to 20 yrs	C2	1
T9	Common Lime, <i>Tilia europaea</i>	17	1	Est 600	3	5	5	4	5-e	Mature	S=Good, P=Good. Off site tree, recently crown reduced. No accurate inspection of basal area.	Retain, no work required. Install Tree Protection Fence as per Arboricultural Method Statement and Tree Protect Plan.	20 to 40 yrs	B1	7.2

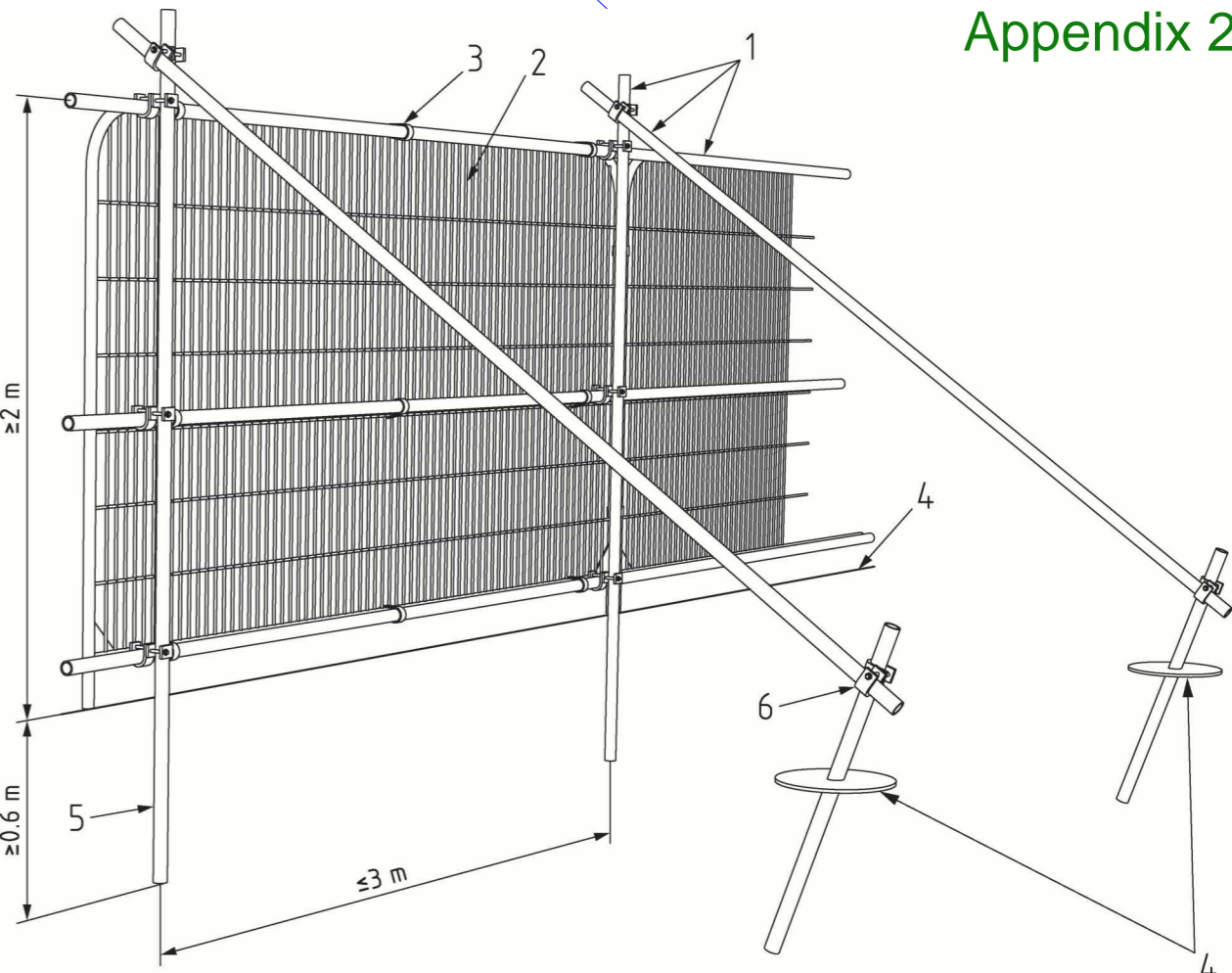
Tree ID	Species, Botanical Name	Height (m)	No of stems	Stem @ 1.5M (mm)	Spread - N,E,S,W	Crown height+ direction (m)	Life stage	Physiological (P) and Structural (S) condition. Observations- negative an positive	Proposed tree work & tree protector measures	Life expectancy	Retention category	RPA Radius (m)
H10	Boundary hedge containing Hawthorn, Crataegus monogyna, Berberis species, Rowan, Sorbus aucuparia & Red Robin, <i>Photinia x fraseri</i> 'Red Robin'	4	1	Ave 80	See plan.	n/a	Semi-mature	S=Good, P=Good. Manicured boundary hedging material.	Retain and manage at hedgerow proportions. Install Tree Protection Fence as per Arboricultural Method Statement and Tree Protection Plan.	10 to 20 yrs	C2	1
H11	Cherry Laurel, <i>Prunus laurocerasus</i>	1.5	1	Ave 80	See plan.	n/a	Young	S=Good, P=Fair. Managed boundary hedge, forms low level screening.	Retain and manage at hedgerow proportions. Install Tree Protection Fence as per Arboricultural Method Statement and Tree Protection Plan.	10 to 20 yrs	C2	1
T12	Copper Beech, <i>Fagus sylvatica</i> 'Purpurea'	16	1	640	5 6 6 7	2.5-s	Mature	S=Good, P=Good. Well formed, significant item with no visible risk feat Potential to provide lasting contribution.	Retain, no work required. Install Tree Protection Fence as per Arboricultural Method Statement and Tree Protection Plan.	>40 yrs	A2	7.7
T13	Removed under tree work consent 23/01036/TR.											
T14	Myrobalan Plum, <i>Prunus cerasifera</i>	4	7	150	4 3 2 4	1-w	Mature	S=Fair, P=Fair. Multi-stemmed item, suppressed by dominant neighbour.	Retain, no work required. Install Tree Protection Fence as per Arboricultural Method Statement and Tree Protection Plan.	10 to 20 yrs	C2	4.8
T15	Blue Spruce, <i>Picea pungens</i>	14	1	480	4 4 4 5	3-w	Mature	S=Good, P=Fair. Balanced tree, appears to be suffering from effect of blight or similar. Thinning internal crown and declining lower crown. V of tree appears to have markedly declined during the current grow season with reduced needle coverage and size. Worsening condition presumed to be influenced by recent extreme heat and related particularly dry period of weather. A continuing decline in tree health anticipated.	Retain, no work required. Install Tree Protection Fence and Ground Protection as per Arboricultural Method Statement and Tree Protection Plan.	10 to 20 yrs	C2	5.8
T16	Removed under tree work consent 23/01036/TR.											
G17	Removed under tree work consent 24/00073/TR.											
H18	Privet Hedge, <i>Ligustrum ovalifolium</i>	3	1	Ave 80	See plan.	n/a	Early-mature	S=Fair, P=Fair. Boundary feature lacks recent management.	Retain, no work required. Hedge sufficiently distant from developer footprint negating need for Tree Protection Fencing.	10 to 20 yrs	C2	1

Tree ID	Species, Botanical Name	Height (m)	No of stems	Stem @ 1.5M (mm)				Crown height+ direction (m)	Life stage	Physiological (P) and Structural (S) condition. Observations- negative and positive	Proposed tree work & tree protector measures	Life expectancy	Retention category	RPA Radius (m)	
				Spread - N,E,SW											
T19	Norway Spruce, <i>Picea abies</i>	16	1	640	5.5	5	5	5	4-w	Mature	S=Good, P=Good. Prominent location. Leaning stem. Probably historic: suffered a lost of leader. Pruning stubs present.	Retain, no work required. Install Tree Protection Fence and Ground Protection as per Arboricultural Method Statement and Tree Protect Plan.	20 to 40 yrs	B1	7.7
T20	Apple species, <i>Malus spp</i>	2	1	270	1	1	0	0	1-n	Early-mature	S=Poor, P=Fair. Heavily pruned item. Very limited remaining life span.	Retain, no work required. Tree sufficiently distant from developmer footprint negating need for Tree Protection Fencing	10 to 20 yrs	C1	3.2
H21	Common Beech Hedge, <i>Fagus sylvatica</i>	3	1	Ave 80	See plan.				n/a	Early-mature	S=Good, P=Good. Manicured boundary feature. Providing low level screening.	Retain and manage at hedgerow proportions and install Tree Protector Fence as per Arboricultural Method Statement and Tree Protection Plan.	10 to 20 yrs	C2	1
H22	Cherry Laurel, <i>Prunus laurocerasus</i>	1.5	1	Ave 40	See plan.				n/a	Young	S=Good, P=Fair. Laurel newly planted. boundary hedge, forms low le' screening.	Retain and manage at hedgerow proportions and install Tree Protector Fence or site hoarding as per Arboricultural Method Statement an Tree Protection Plan.	10 to 20 yrs	C2	0.5

All New Below Ground Drainage & Services to be Contained Within the Hatched Yellow Boundary. Exact Drainage Details to be Prepared by the Engineer in Due Course

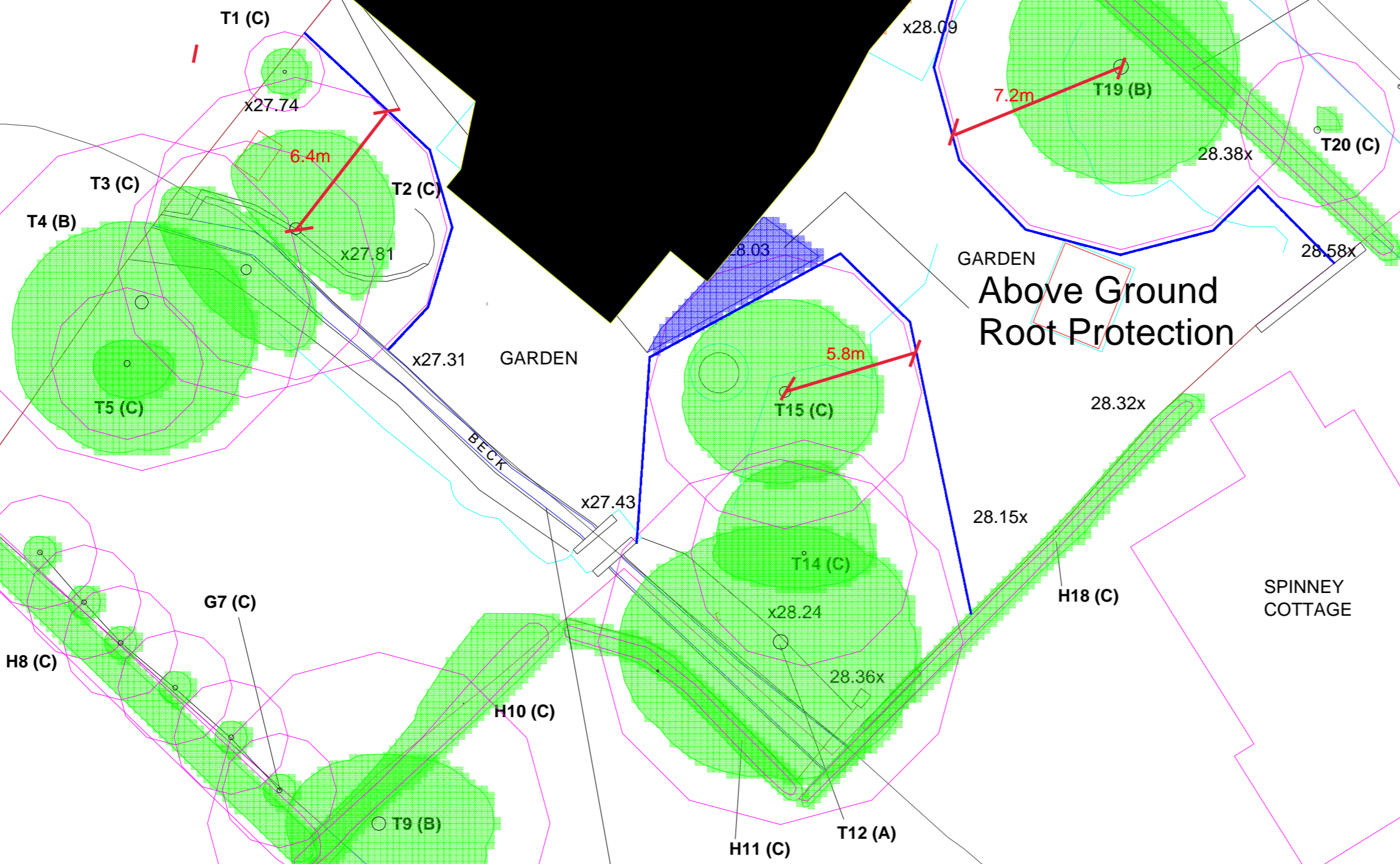
Site Compound-
Storage/Deliveries,
Welfare & Cement
Mixing Area

Tree Protection Fence or Site Hoarding



Default Specification For A Protective Barrier




Tree Protection Fence



Above Ground
Root Protection

Level Changes & Beck Provides
Protection of Trees to Southern
Most Section of Garden

KEY

-  - Tree to be Retained
-  - Tree Protective Fencing
-  - Ground Protection




Tree Protection Plan
Willow Cottage, Crabtree Green

SCALE : 1 : 200 @ A2	DATE : 15/01/2024
MAP FILENAME : TCC	

Tree Care Consultancy Ltd, Clifton Villa, 37 Hall Cliffe Road
Horbury, Wakefield, West Yorkshire, WF4 6BY
Phone: 01924 270619, Email: info@treecareconsultancy.co.uk

Appendix 3 – British Standards Signage



Appendix 4

Clifton Villa,
37 Hall Cliffe Road
Horbury,
Wakefield,
West Yorkshire
WF4 6BY.
Tel. [REDACTED]

15 January 2024

Leeds City Council
Planning Services
Merrion House
110 Merrion Centre
Leeds
LS2 8BB

Dear Sir/Madam

23/06802/FU
The Willows Crabtree Green Collingham
1NQ- Letter confirming Arboriculturist Engagement.

I write to confirm Tree Care Consultancy are the appointed Arboricultural Consultants responsible for the monitoring of all operations in relation to Arboricultural issues to be undertaken in accordance with the Planning Permission 23/06802/FU, condition 20c.

The actual sequence of arboricultural events and site supervision are detailed in the Arboricultural Method Statement.

Should you require any additional information in this regard please contact myself.

Yours faithfully

Steve Waterson
Arboriculturist

Appendix 5 - Arboricultural Site Monitoring/Inspection Form

Site: _____

Application Ref: _____

Developer: _____

Site Agent: _____

Arboricultural Consultant: _____

Date of Inspection: _____ LPA Tree Officer: _____

Accompanied by: _____

Fencing/Ground Protection

In place/intact?

Erected as required?

Signs present?

Any evidence of breach?

Details including action to be taken: _____

Construction Exclusion Zone

CEZ to approved dimensions?

Any evidence within the CEZ of:

Excavations?

Ground contamination?

Storage of materials?

Changed soil levels?

Vehicle movement?

Fires?

Details, including action to be taken: _____

Any special works potentially damaging to trees proposed for the future?

Any amendments to proposed plans?

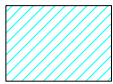



Details: _____

Signed: _____ Sent to: (circle) Site Manager, Site Agent, Tree Officer, LPA Officer

Appendix 6



KEY

-  GRAVEL DRIVE/FOOTPATH
GENERALLY TO CORRESPOND WITH EXISTING
DRIVE
-  NEW STONE SLAB PAVING
-  EXISTING TARMAC MODIFIED TO SUIT INCREASED
WIDTH OF DRIVE AND NEW EGRESS
-  NEW TARMAC DRIVE/EGRESS



REV A - 10.01.24 Tree group G17 omitted

MHA ARCHITECTURE

Bethel Hall
Morton Lane
East Morton
West Yorkshire
BD20 5UE

T: East Morton Office: 01274 512639
Leeds Office: 0113 2732706

Proposed New Dwelling
Willow Cottage, Crabtree Green
Collingham
for
Mr and Mrs T Ware

Proposed Site Plan
Indicating Hard Surfacing

Date:	Drawn By:	Checked By:	Scale: A3@
Oct' 23	TP		1:200
Project No:	Drawing No:	Revision:	
4103	030	A	