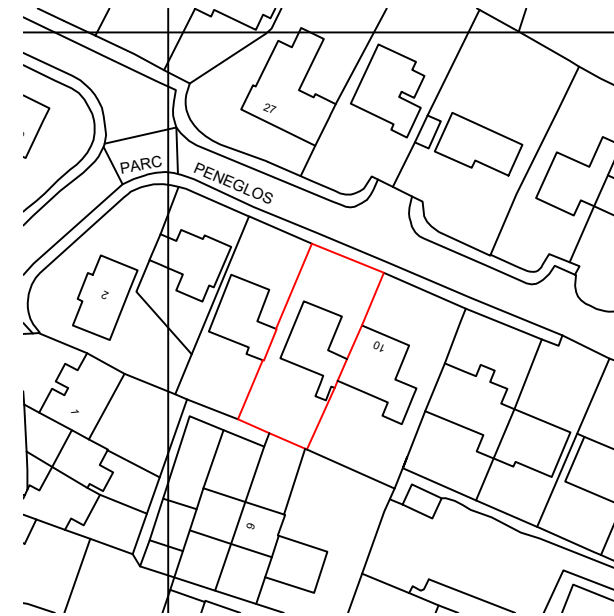
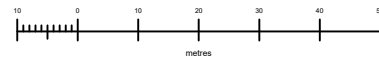




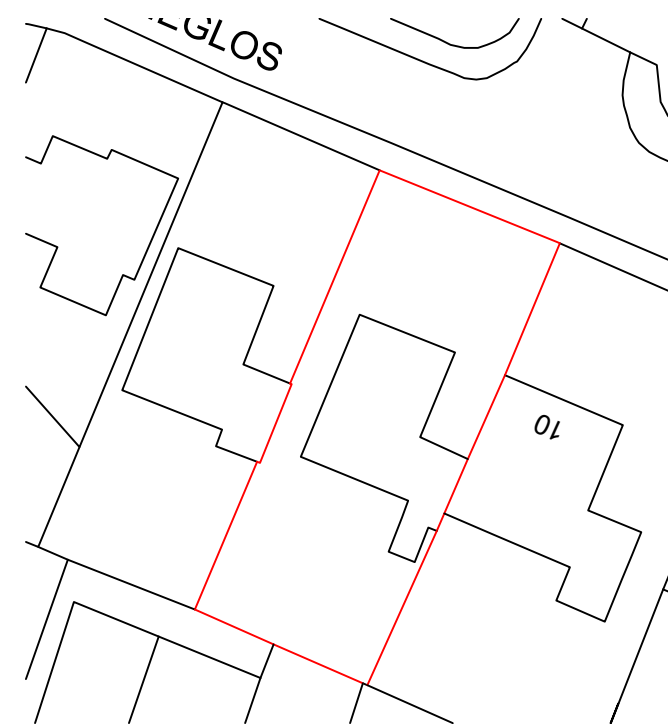
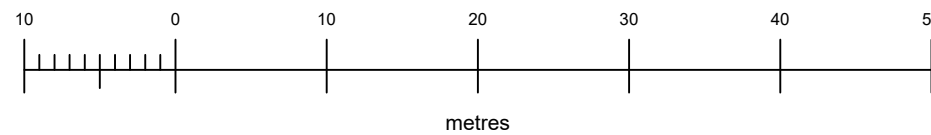
Location plan as existing at 1:1250



Location plan as proposed at 1:1250



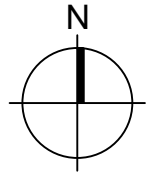
Block plan as existing at 1:500



Block plan as proposed at 1:500

NOTES:

1. This drawing is the copyright of D3 Architects and may not be reproduced or copied without licence.
2. Do not rely on scaled measurements taken off this drawing for construction purposes - only figured dimensions are to be worked from. D3 Architects accepts no responsibility for reliance made on scaled measurements off plans.
3. The contractor is responsible for all dimensions and for the correct setting out of the work on site. All dimensions and levels are to be checked on site by the Contractor before the commencement of any work and any discrepancies reported to D3 before proceeding.
4. No responsibility can be accepted for errors arising on site due to unauthorised variations from D3's drawings even if the works are subject to a contract and supervised by D3.
5. The Contractor is recommended to visit the site before tendering to ascertain all local conditions and restrictions likely to affect the works. No claims arising from failure to do so will be considered.
6. Tenders must include for all works described or being apparent on the drawings or can be reasonably inferred as being necessary for the proper execution of the works.
7. This drawing is for town planning and building regulations only and is not a complete working drawing.
8. Depth, size and design of foundations shown are preliminary only, actual foundation depth, size and design may differ on site depending on site conditions. All excavations to firm bearing ground and Building Control approval. D3 accept no responsibility for abnormal conditions unless reported to D3 to enable design amendments to be considered.
9. All workmanship and materials are to comply with the relevant British Standards and/or European Standards and Codes of Practice. All works to be carried out in strict accordance with manufacturers instructions.
10. Drawings and documents issued by D3 electronically are not to be altered without the consent of D3.
11. Drawings issued by D3 are to be cross referenced where necessary with other Consultants information. **If in doubt ask.**



Site boundary outlined in red



2 ST AUBYNS VEAN, TRURO, CORNWALL, TR1 2DX
Tel: 01872 260421

Client
Mrs Freeborn-Swan

Project
Proposed replacement garden room & alterations to converted garage at 8 Parc Peneglos, Mylor Bridge

Drawing
Location and block plans

Project stage	Sheet size
Planning	A3

Drawn by	Scale	Date
SR	as shown at A3	Feb 2024

Drawing number	Revisions
2184/01	