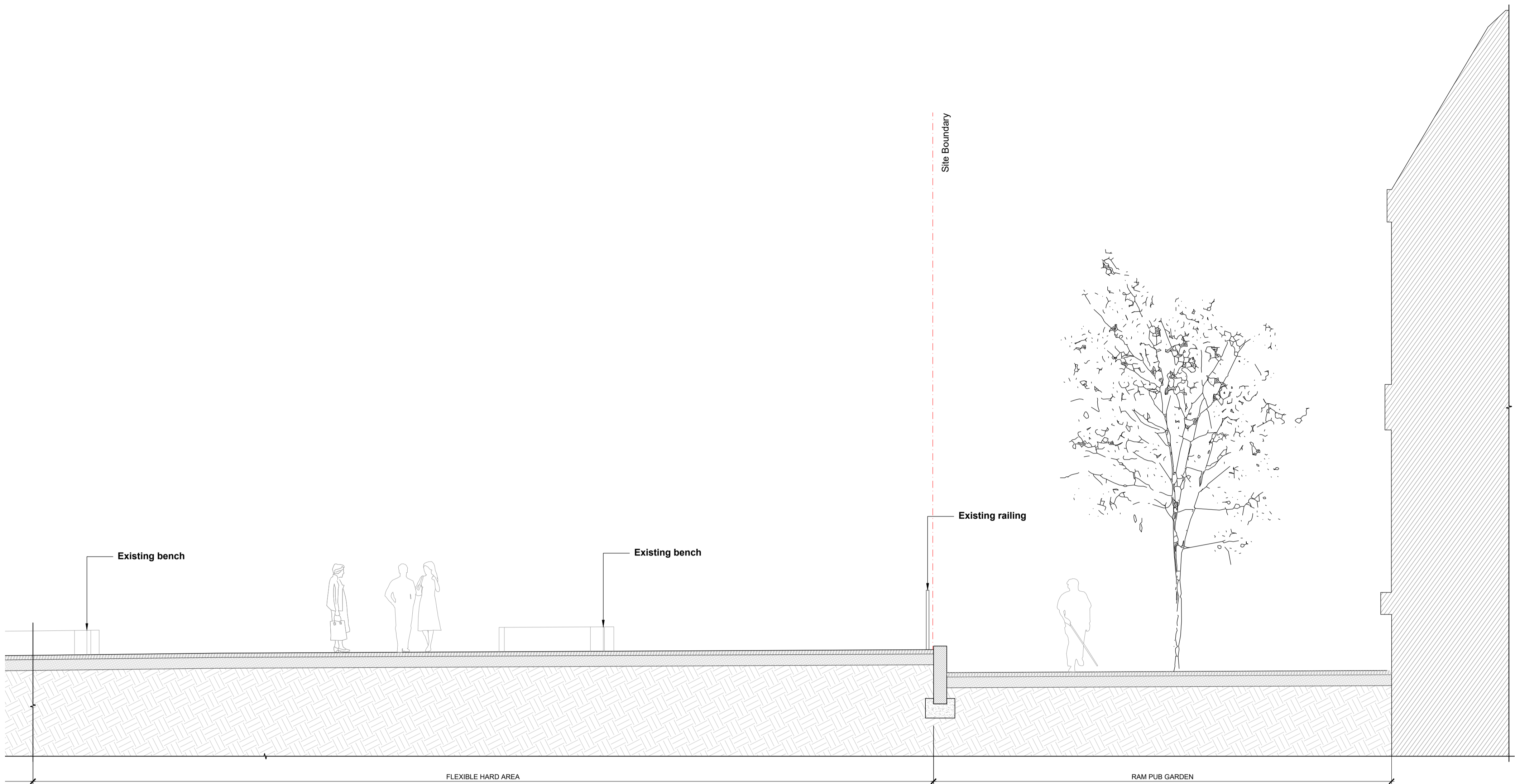
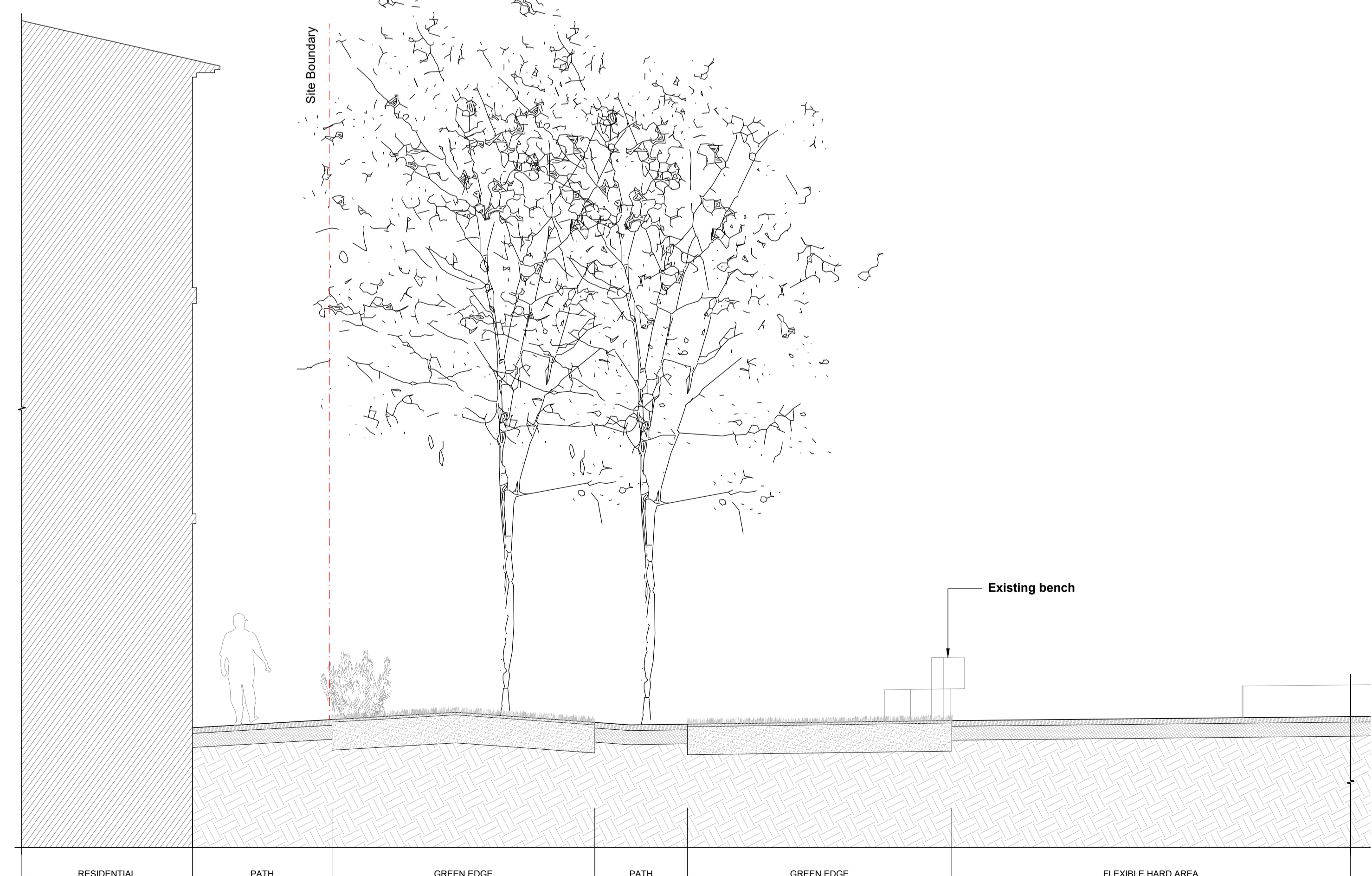


NOTES:

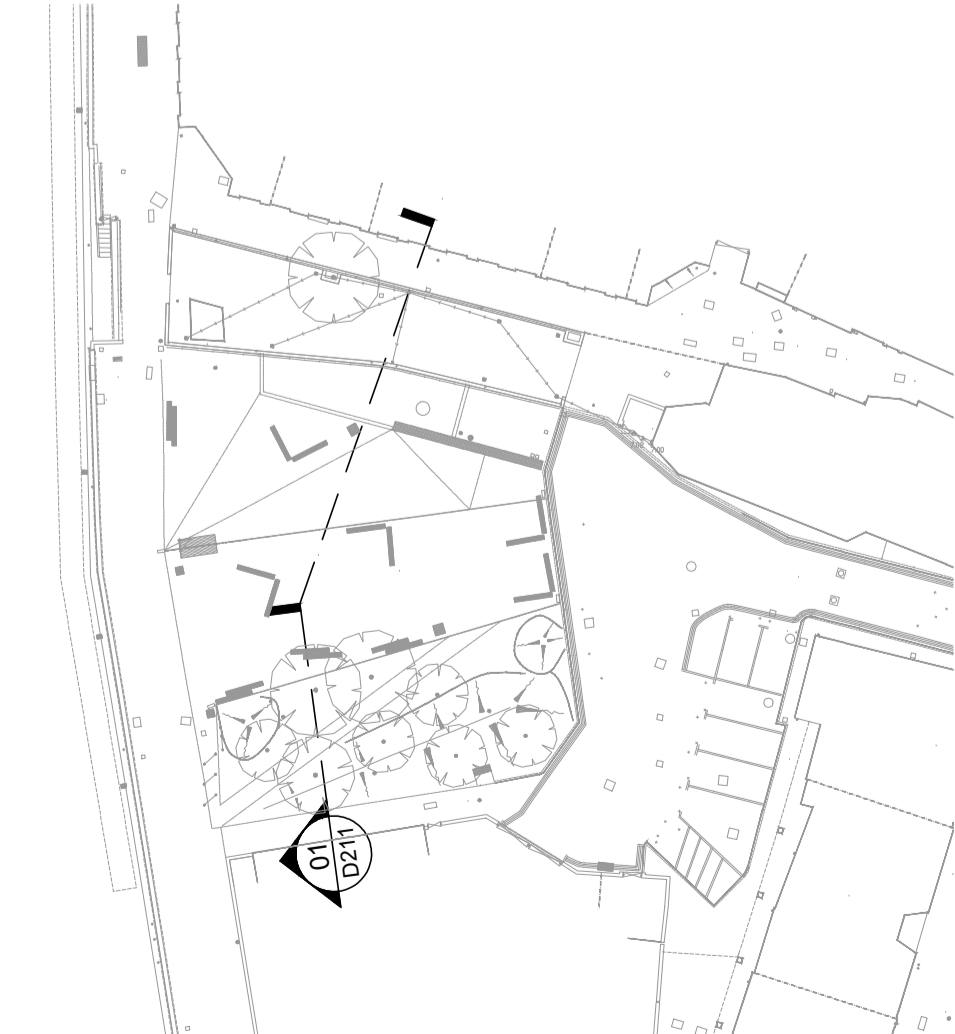
1. This drawing is to be read in conjunction with all relevant contract documentation from the design team, with any conflicting information to be brought to the attention of Farrer Huxley Associates in writing before commencing on site.
2. The contractor is to check and verify all levels and dimensions before construction. Any discrepancies are to be brought to the attention of Farrer Huxley Associates in writing before commencing on site.
3. All dimensions in mm, unless otherwise stated.
4. Do not scale from this drawing.
5. All sub base and concrete design and specification to engineer's details. All diagrams provided here are purely indicative.
6. Waterproofing of any element to be specified by others.
7. All proprietary products shall be installed in accordance with manufacturers written instructions.
8. Plant numbers are an indication only and plants should be ordered to suit site areas in accordance with scheduled plant densities.
9. Any proposed plant substitution shall be agreed with the landscape architect prior to ordering.



01
211
SECTION 01
Scale 1:50 @ A1



02
211
SECTION 01
Scale 1:50 @ A1



03
211
LOCATION MAP
Scale 1:500 @ A1

DATE	ISSUED	DESCRIPTION OF REVISION	REVISION	APPROVED
24.02.27	ST	ISSUE FOR PLANNING	01	HW

FARRER HUXLEY

Discovery House, 28-42 Banner Street,
London, EC1Y 8QE
www.farrerhuxley.co.uk info@farrerhuxley.co.uk
T: 020 7490 3625

DRAWING STATUS:
FOR PLANNING

CLIENT:
KINGSTON COUNCIL

PROJECT TITLE:
EAGLE BREWERY WHARF

DRAWING TITLE:
EXISTING SECTIONS

1 OF 2

DRAWING SCALE: AS SHOWN	DRAWN BY: ST	DRAWN DATE: DEC 23
PAPER SIZE: A1	APPROVED BY: HW	

DRAWING NUMBER:
827-FH-XX-00-DT-L-211

REVISION:
01

Copyright Farrer Huxley 2023