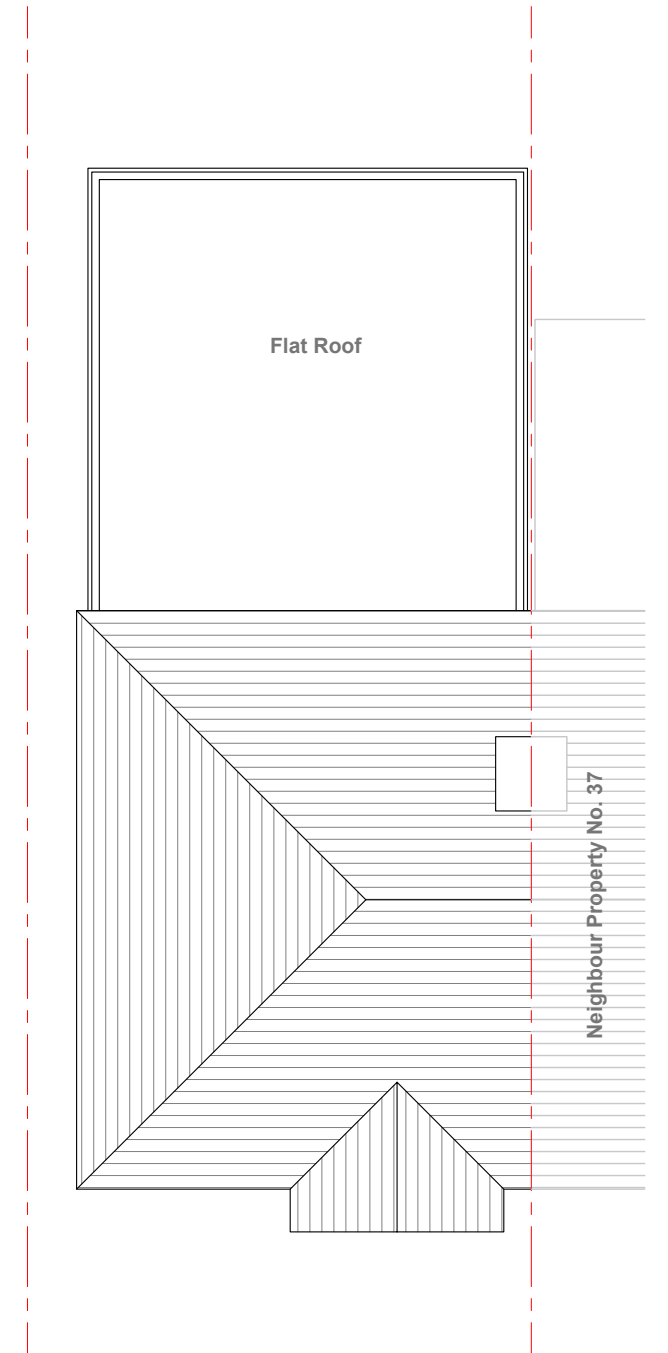




Proposed Front Elevation
Scale 1:100



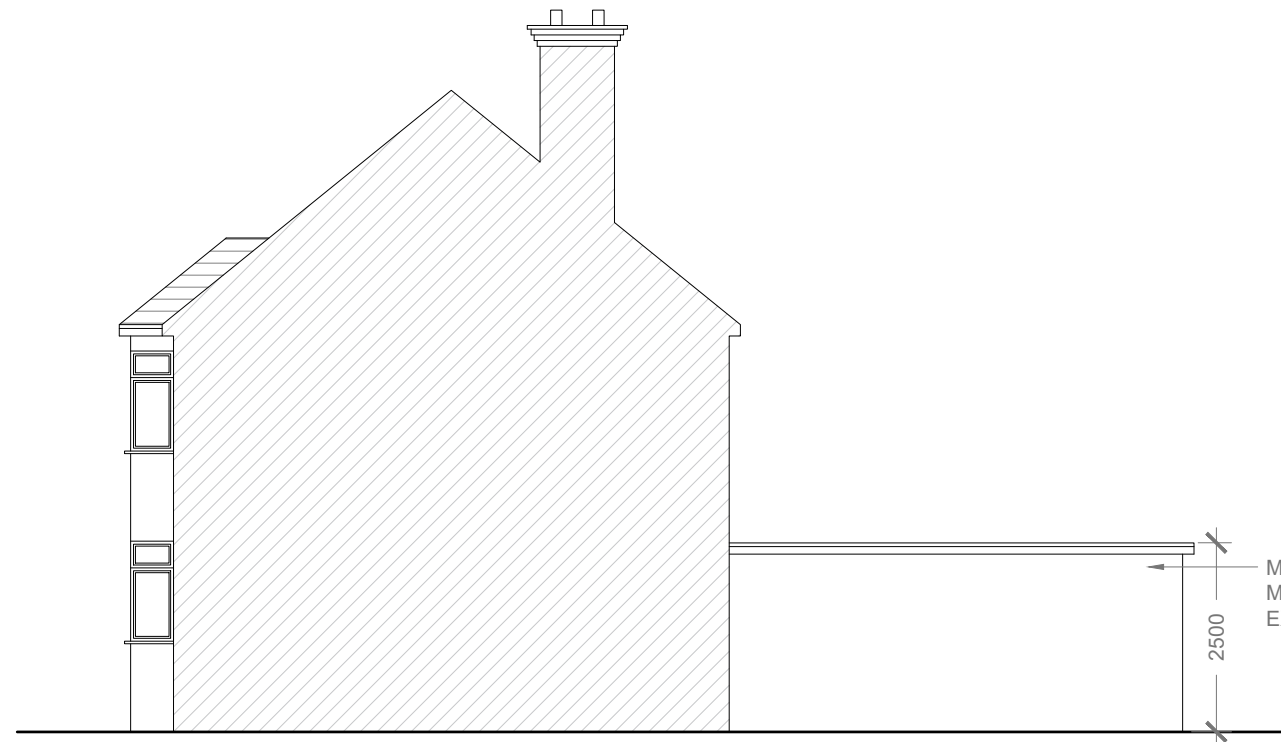
Proposed Side Elevation
Scale 1:100



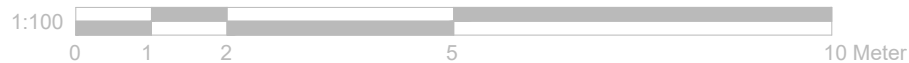
Proposed Roof Plan
Scale 1:100



Proposed Rear Elevation
Scale 1:100



Proposed Side Elevation
Scale 1:100



<p>Notes</p> <p>All plans, sections & elevations are based on measured readings and scaled dimension.</p> <p>Any discrepancies be reported immediately.</p> <p>To be read in conjunction with Structural Engineers' drawings and Mechanical and Electrical drawings</p> <p>All Materials To Match Existing</p>	<p>Revisions</p>	<p>Drawing name Proposed - Elevations and Roof Plan</p>		<p>Drawing no 35 PA 04</p>	<p>Rev</p>
		<p>Project 35 Crofton Road Grays Essex RM16 2GY</p>		<p>Detail Design</p> <p>T 07410377527 E smic@dd2d.co.uk</p>	
		<p>Scale 1:100 @ A3</p>	<p>Status Planning</p>		