










Block
Top

KEY

-  Home
-  Entrance
-  Decking
-  Tree
-  Planting
-  Grass
-  Paving
-  Gravel
-  Drive



SCALE
1:200 A3



BENJAMIN DESIGN

21 Celandine Close
Thornbury
England
BS35 1UB
United Kingdom

+44 77100 42903
benjamin.design@outlook.com

Project

Kitchen extension
47 Swallow Park, BS35 1LT

Client

Gemma Martini

Drawing title

Proposed block plan
Planning

Date

March 21, 2024

Drg. no

BD15

This drawing is for the use of a planning application. If the drawing is progressed or utilised for the basis of technical, construction, or costing details, BENJAMIN DESIGN has no liability or responsibility of the project's performance, outcomes, or any subsequent implications arising from the project's execution including third parties engaged.

This drawing is copyright of BENJAMIN DESIGN and must not be copied or reproduced in any form without permission.