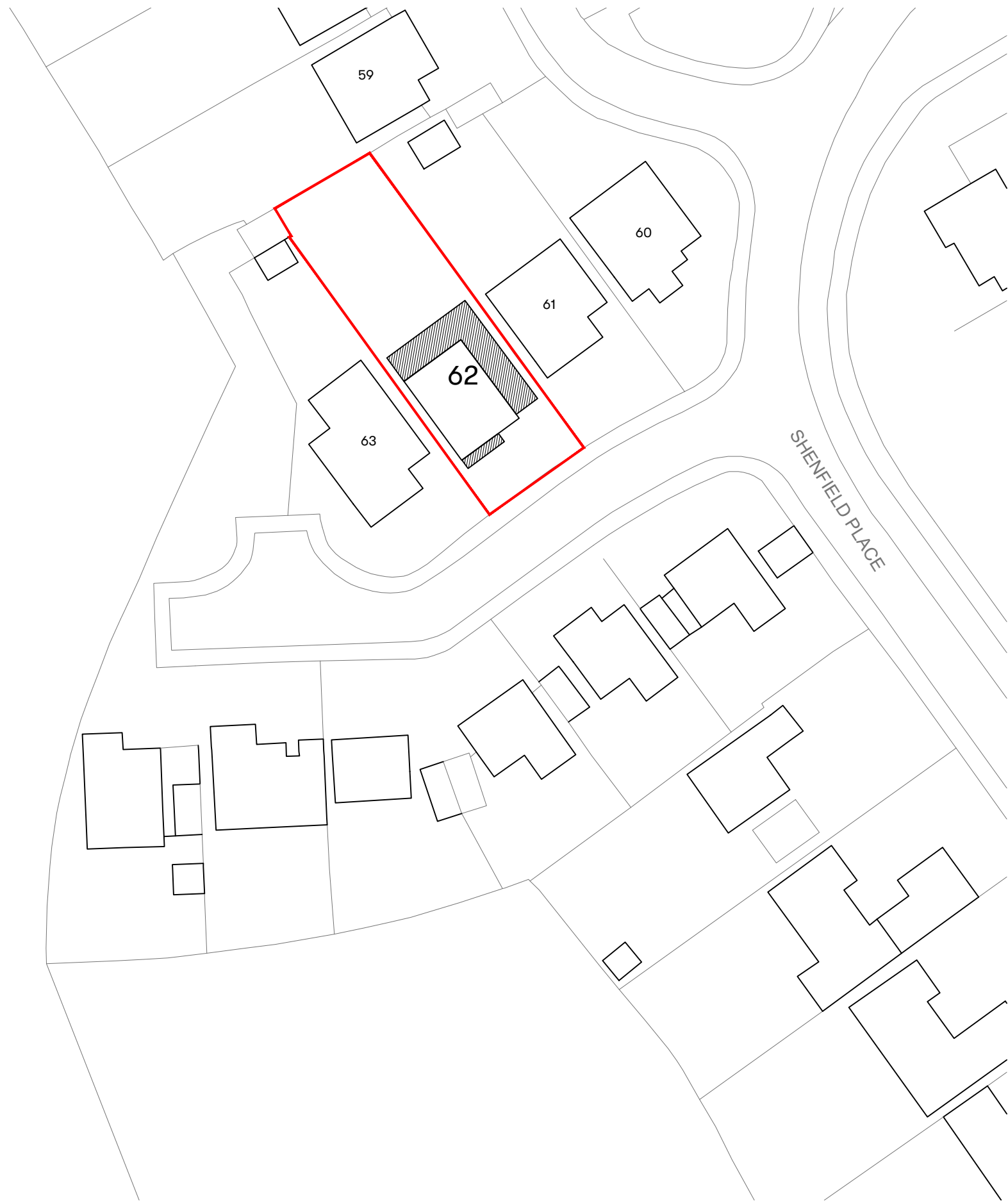
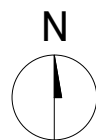
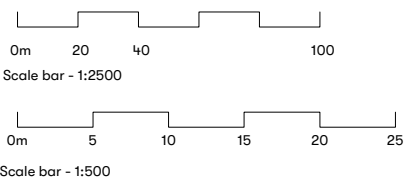


Location Plan
1:2500



Block Plan
1:500



DISCLAIMER:
All dimensions to be checked on site prior to commencement of any works, and/or preparation of any shop drawings.
Sizes of and dimensions to any structural elements are indicative only. See structural engineers drawings for actual sizes / dimensions.
Sizes of and dimensions to any service elements are indicative only. See service engineers drawings for actual sizes / dimensions.
This drawing is to be read in conjunction with all relevant Architect's drawings, specifications and other Consultant's information.

DO NOT SCALE FROM THIS DRAWING.

Revision	Date	Note
P1	04.12.23	ISSUED FOR PLANNING
P2	04.04.24	ISSUED FOR PLANNING - Proposed Footprint added

Address
62 Shenfield Place
Shenfield CM15 9AH

Drawing Title
Site Location & Block Plan

Project Number
2302

Drawing Number
(PL)002

Rev
P2

Project Stage
Planning

Scale
1:100 @ A3

Date
04.12.23

www.studio-forty.co.uk
hello@studio-forty.co.uk

01277 711027

STUDIO40