
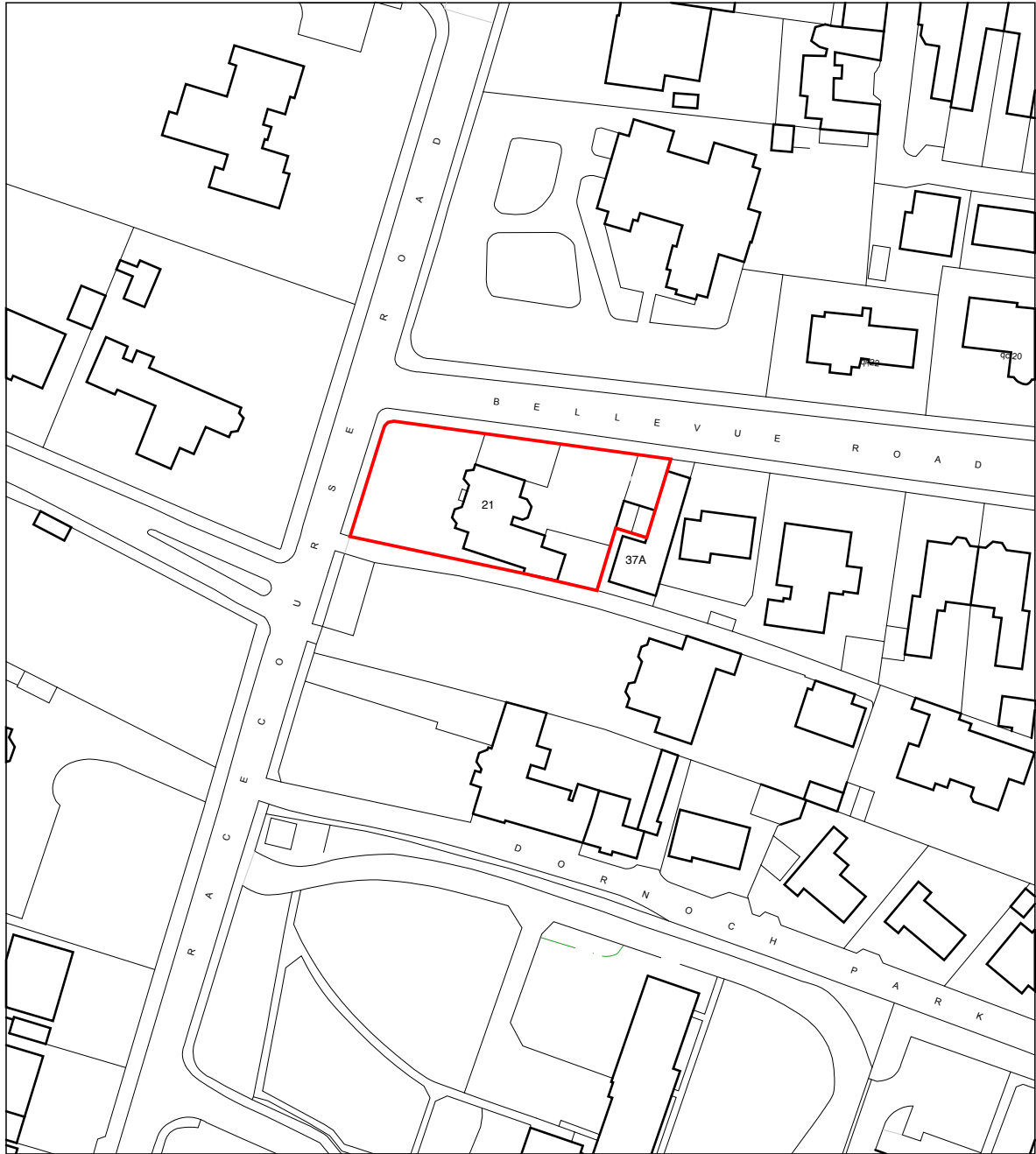
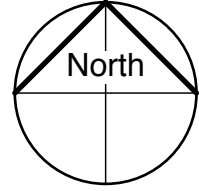


Key:

 Indicates site boundary

Location Plan

Scale 1:1250



0 20 40 metres
Scale 1:1250 @ A4

Copyright Robert Potter & Partners LTD 2024

Do not scale sizes from this drawing, use figured dimensions only.

Extent of site as indicative, for orientation and directional purposes only.

ROBERT POTTER & PARTNERS

CHARTERED ARCHITECTS & PROJECT MANAGERS

7 MILLER ROAD, AYR
49 NEWALL TERRACE, DUMFRIES
110 WEST GEORGE STREET, GLASGOW
6th FLOOR, 2 KINGDOM STREET, LONDON

KA7 2AX 01292 261228
DG1 1LN 01387 255509
G1 1QR 0141 3329111
W2 6BD 020 34795931

Scale	1 : 1250@A4	Location Plan
Date	April 2024	Mr Sime, 21 Racecourse Road, Ayr
Drawn By	RC	
Job No.	7870/LOC	