DRAWING NO.

FOUNDATIONS

IF IN DOUBT - ASK!

DO NOT SCALE

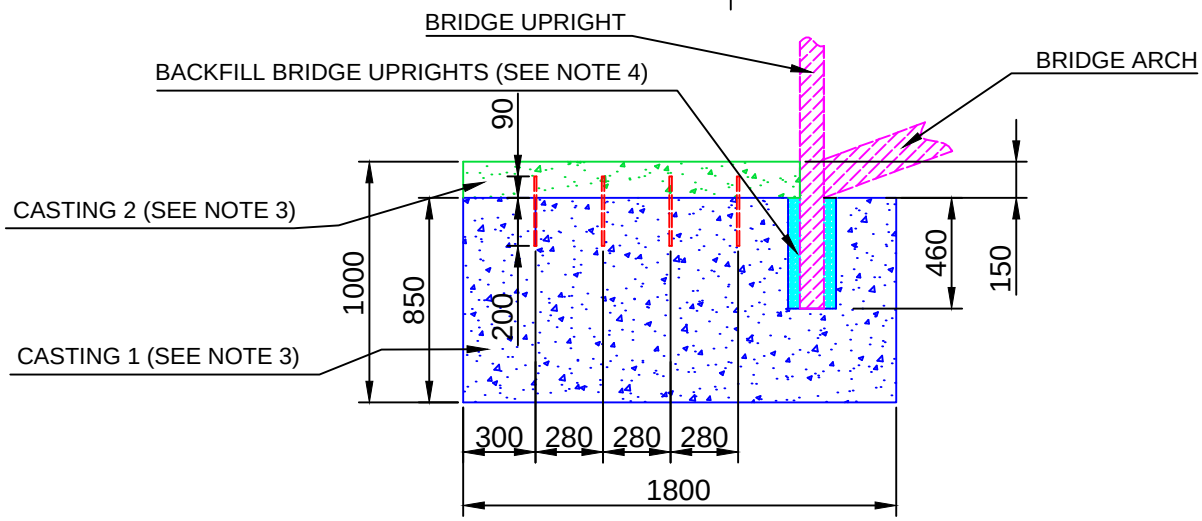

SIDE ELEVATION

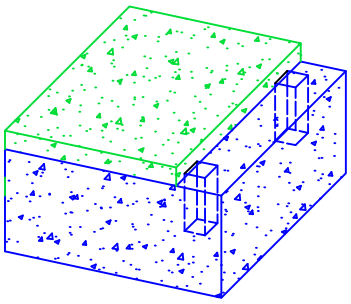

ISOMETRIC VIEW
(NOT TO SCALE)

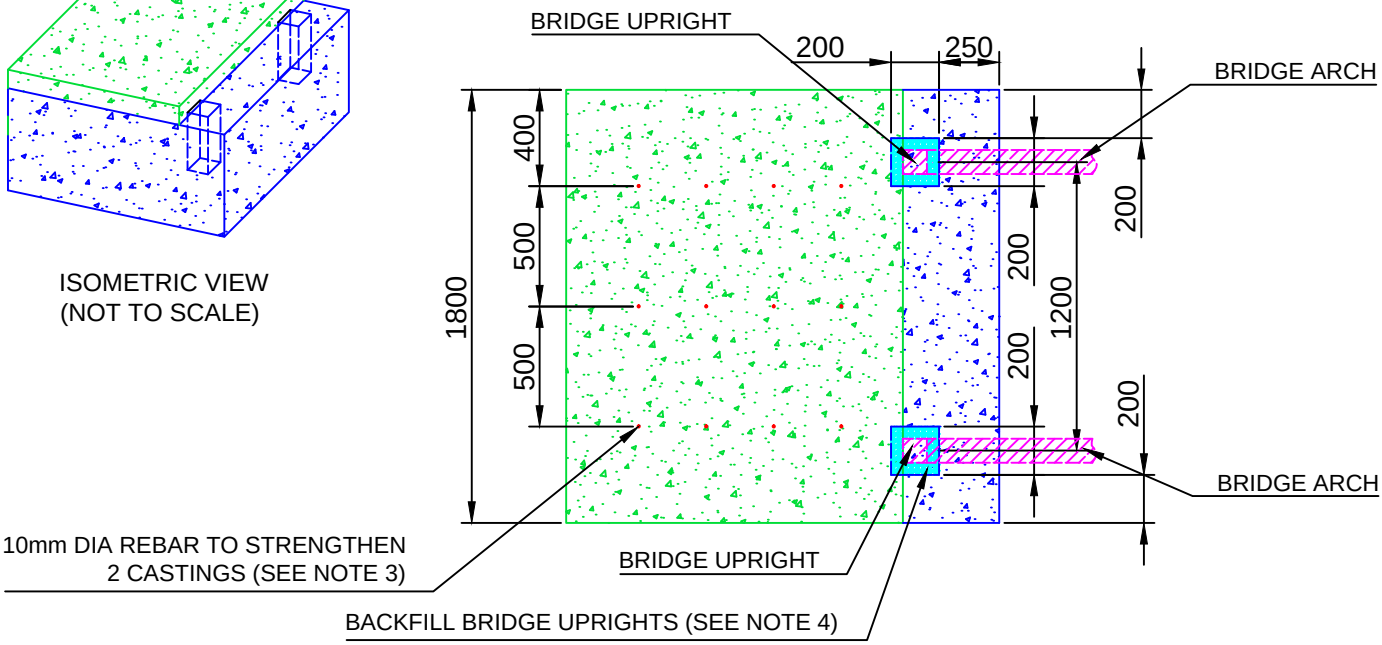

PLAN

NOTES

1. The Contractor must ensure that ground conditions are able to withstand Bearing Pressure of Concrete Pad. Approx 100KN/sq m.

2. DC -1 Concrete (Gen 1, S3) for Mass Foundations.

3. The Concrete Pad should be cast in 2 pieces (See Side/Plan/Isometric Elevations)
   Cast 1 with Recesses for Bridge Uprights = For Bearing Pressure.
   Cast 2 = For Shear Moment of Arch.
   Use minimum of 10mm Dia Rebar between 2 castings.

4. Back Fill Bridge Uprights when they are located in Concrete Pad with a Universal Structural Grout or similar.

RECOMMENDED BRIDGE FOUNDATION DETAILS

Coulson's Bridges

COULSON'S BRIDGES
THE BARN, UPPER HOLTON,
HALESWORTH,
SUFFOLK, IP19 8QP

TEL: +44 (0)1986 875016
MOB: +44 (0)7920 050825
Email: sales@coulsonsbridges.co.uk
Web: www.coulsonsbridges.co.uk

ISSUE	1										SCALE
DATE											1:25
MOD. No.											

ORIGINAL DATE 25/08/15

THIS DRAWING IS THE PROPERTY OF COULSON'S BRIDGES. COPYRIGHT IS STRICTLY RESERVED.
IT MAY NOT BE REPRODUCED OR COPIED IN WHOLE OR IN PART NOR ANY OF ITS CONTENTS BE REVEALED TO ANY THIRD PARTY WITHOUT PRIOR AUTHORITY. IT IS RETURNABLE ON DEMAND.

DIMENSIONS IN MILLIMETRES

A 3