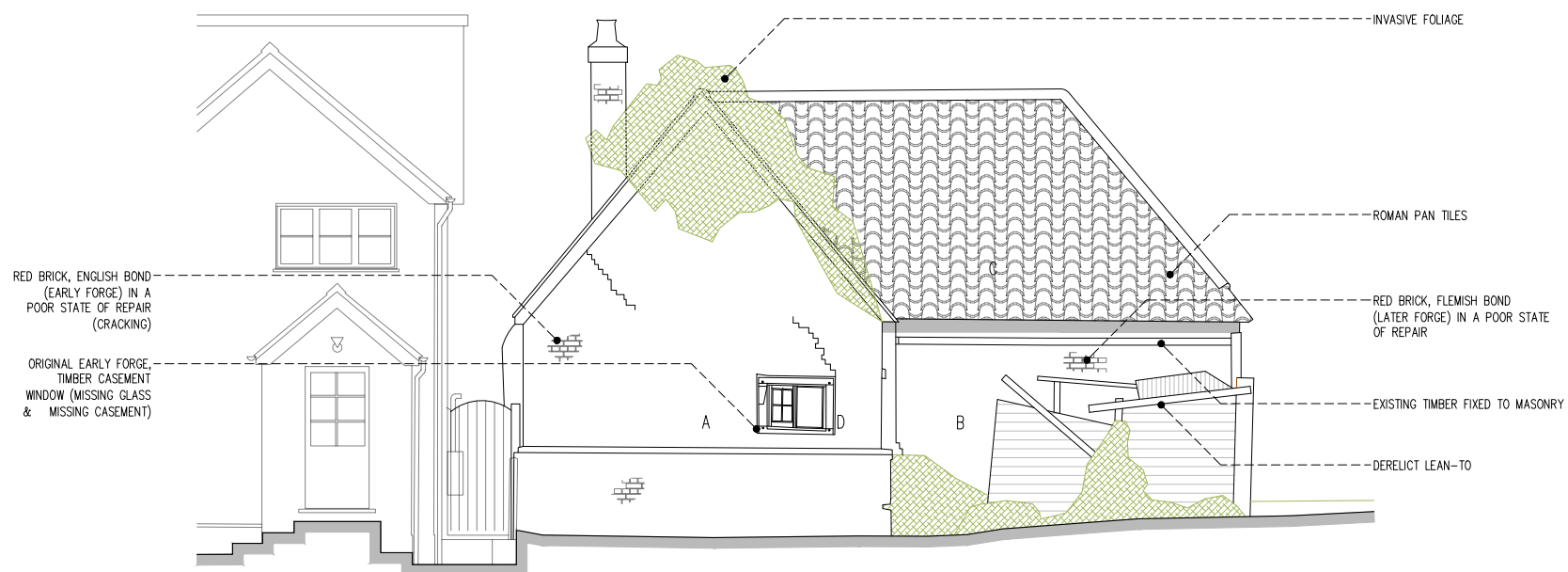






EXISTING NORTH WEST ELEVATION (Goodnestone Road)



EXISTING SOUTH EAST ELEVATION

NOTES:
DO NOT SCALE DRAWING (for Construction):
 For Planning Purposes only, the drawing is to scale.
 InGrain Architecture Ltd own the copyright to this drawing.
 This drawing has been produced for the client for the project on the site shown. It was prepared for a purpose agreed with the client and will have a commensurate degree of accuracy. It is not a record "as built". This drawing is not intended for use by any other person or for any other purpose than that specified here. InGrain Architecture Limited accept no liability whatsoever if this drawing is used by any other person or for any other purpose.
 Dimensions are for guidance only. During construction, the contractor is liable for checking all on site dimensions prior to ordering materials and components, for example steel beams and columns, timbers, windows & doors, staircases etc. InGrain Architecture Limited accept no liability whatsoever for components that do not fit should the contractor fail in their duty to carry out the procedures above.

REV.	DATE	DRN.	CHKD.	NOTES
1st	March 2024	PW	CP	Issued for Planning / LBC

-  A. EARLY FORGE WALLS: ENGLISH BOND BRICK
-  B. LATER FORGE WALLS: FLEMISH BOND BRICK
-  C. FORGE ROOF: ROMAN PAN TILE
-  D. FORGE JOINERY: ASSUMED FRAME COLOUR (BEFORE FADING)



InGrain Architecture Limited
 Company Number: 12941911
 The Grain Store Studio, Brenley, Faversham, ME13 9LY, UK
 Email: Web: www.ingrainarchitecture.co.uk

Client:
 Mr Hewer & Ms Clear
 Forge House, Chillenden, Goodnestone Road,
 Canterbury, CT3 1PS

Project:
 Works to Chillenden Forge

Drawing title:
 Existing Elevations

Scale:	Drwn by:	Chkd by:	Date:
1:100@A3	PW	CP	Mar' 2024

Drawing Status:
 PLANNING

Drawing Number:	Revision:
23110-PL-(00)-0115	1st