

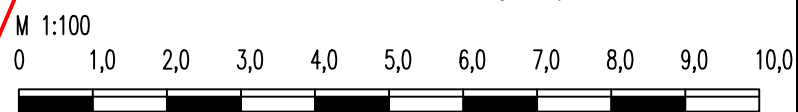


Proposed Site Layout Plan & Roof Plan
Scale 1:100

 = proposed new structure
 = structure to be removed

- NOTES**
1. Do note scale from this drawing.
 2. It is the Contractor's responsibility to report any inconsistencies on this drawing, or between drawings, to the Architects/Design Surveyor and to request clarification and instruction before proceeding.
 3. All dimensions to be checked on site prior to commencement of construction and prior to ordering of materials and components.
 4. Following electronic transfer of drawing information, it is the responsibility of the recipient to ensure scale accuracy.
 5. This drawing is copyright. It is sent to you in confidence. It must not be copied, reproduced, used or disclosed to or by third parties without our permission. It remains our property and must be returned on request.
 6. All rights described in Chapter IV of The Copyright, Design and Patents Act 1988 have been generally asserted.



Rev	Description	Date
Planning Application no.		
HOUSE EXTENSION & CONVERSION		
ADVISORY SERVICE		
Tel 0330 2235825		
Construct 2 storey extension to side of dwelling at, 196 Killin Street, Glasgow, G32 9BB.		
Drawing:	Proposed Site Layout Plan & Roof Plan.	
Scale:	1:100 @ A3	
Date:	Mar. 2024	
Dwg No:	A1059_PA04_revision	