

# JOHNSONS

GARDEN BUILDINGS

Customer name:  
Smith

Cabin No: (office use only)

Cabin wall thickness:  
44mm

Cabin Width:  
4.2m

Cabin Depth:  
3.2m

Cabin O/A (Ridge) height:  
2.47m

Cabin Wall (Eaves) height:  
2.15m

Roof overhang:

Number of windows:

SG       DG

Single windows:

Double windows: 3

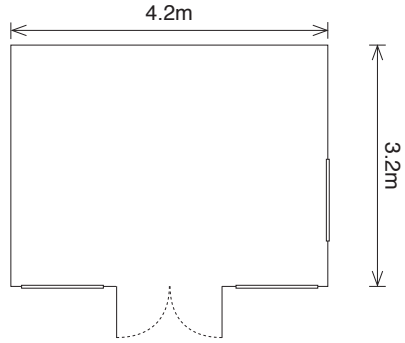
Number of Doors:

SG       DG

Single doors:

Double doors: 1

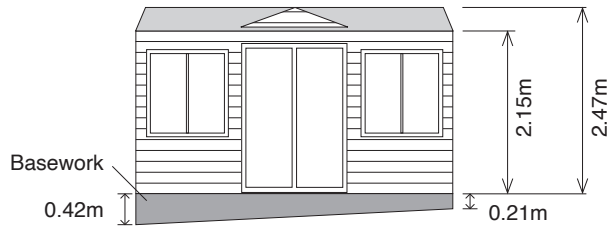
*\*Please state glazed or panelled & opening left or right*



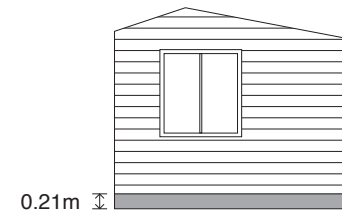
PLAN VIEW

SCALE: 1:100

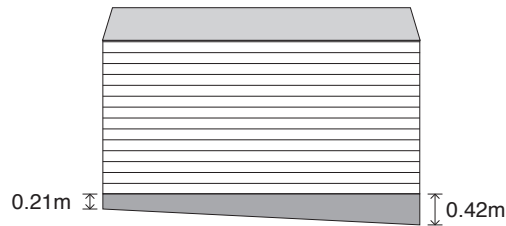
1cm = 1m



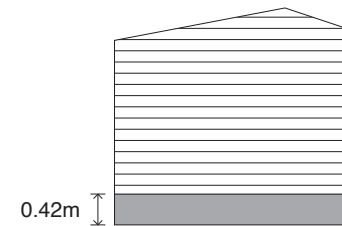
FRONT ELEVATION



RIGHT SIDE ELEVATION



REAR ELEVATION



LEFT SIDE ELEVATION

Customer Signature:

Date: