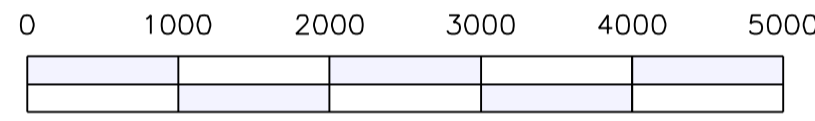




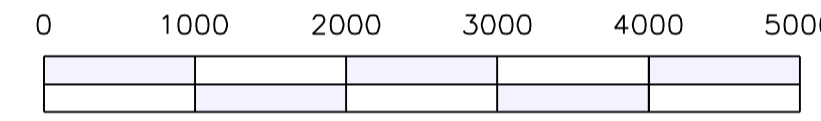
PROPOSED SINGLE STOREY EXTENSION. EXISTING DWELLING.

PROPOSED FRONT ELEVATION
SCALE 1:50



EXISTING DWELLING. PROPOSED SINGLE STOREY EXTENSION.

PROPOSED SIDE ELEVATION
SCALE 1:50



FINISHES

Roof :- Matching concrete roof tiles (See Note-X).

Rainwater Goods & Fasciboards etc :- Matching black pvc rainwater goods on white UPVC fasciboards (See Note-X).

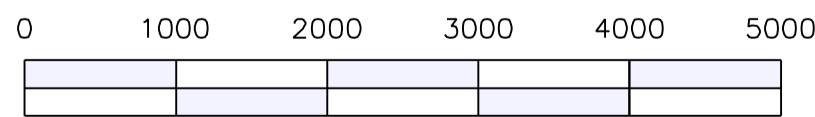
Windows & Doors :- Matching white UPVC double glazed windows & Doors with obscure glazing to bathrooms. (See Note-X).

External Walls :- Matching facing brickwork, with a soldier course to front en-suite window head & cill (See Note-X).




EXISTING DWELLING. PROPOSED SINGLE STOREY EXTENSION.

PROPOSED REAR ELEVATION
SCALE 1:50



PROPOSED SINGLE STOREY EXTENSION. EXISTING DWELLING.

PROPOSED SIDE ELEVATION
SCALE 1:50



Contract
PROPOSED SINGLE STOREY SIDE & REAR
EXTENSION (ANNEXE) AT 7 BROMLEY CLOSE,
CLACTON-ON-SEA, ESSEX. CO16 7HZ.

Title
PROPOSED ELEVATIONS.

Client
MR & MRS R. AULD.

P	03/24	PRELIMINARY-ISSUED FOR PLANNING APPROVAL.
REV	DATE	DESCRIPTION

Stour Valley Design
Planning & Building Design Service
Swan Corner, Mill Lane, Bradfield, Essex. CO11 2UT
Telephone Number: [REDACTED] Mobile: [REDACTED]
email address: [REDACTED]
website address: www.stour-valley-design.co.uk

Scale 1:50.
Date MARCH 2024.
Drawn S. TANKARD

Drawing No. P
07-2024-04