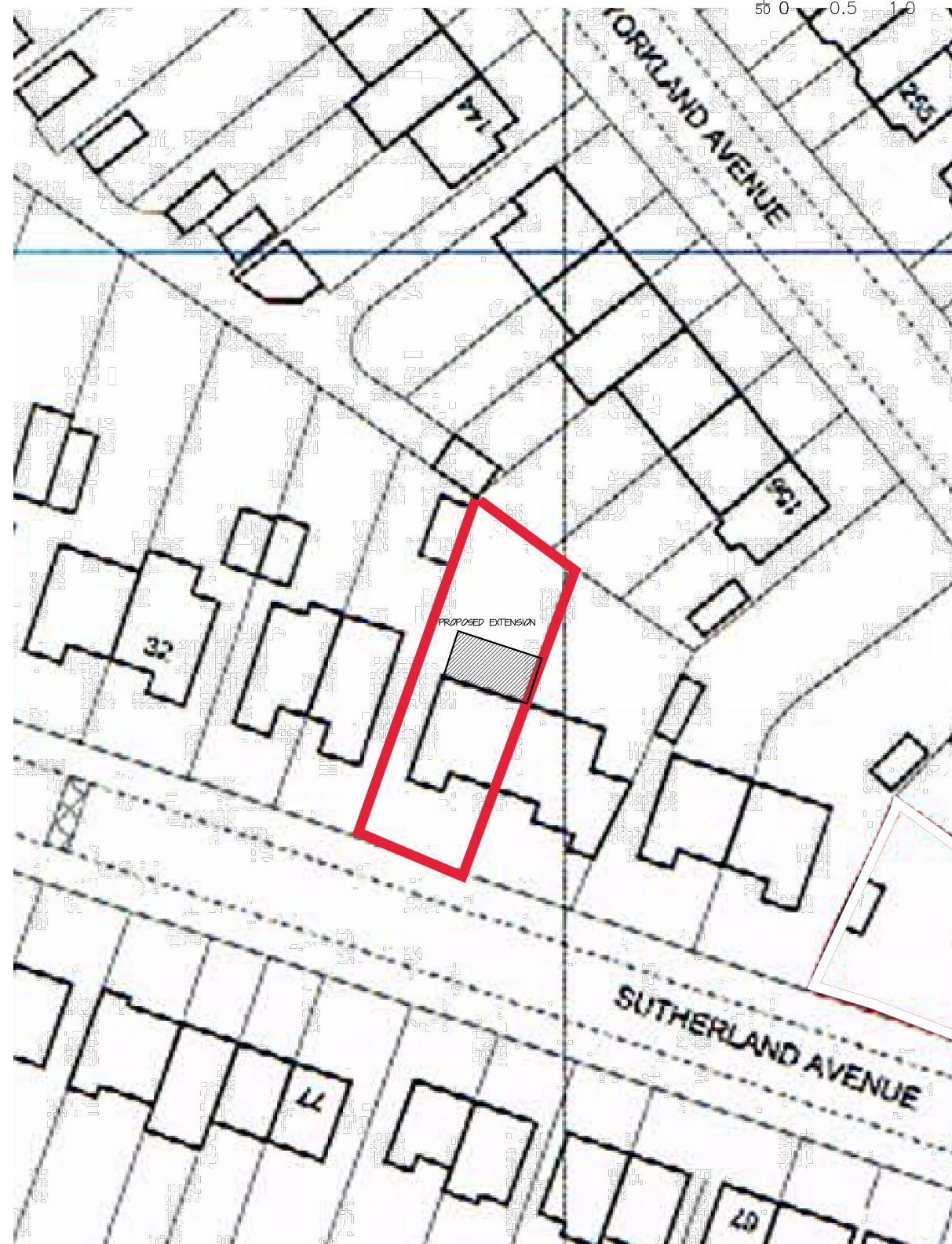



Existing Block Plan

1:500

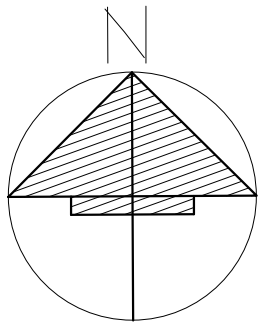


Proposed Block Plan

1:500



SCALE BAR 1:500



All works to be carried out in accordance with current building regulations and as per signed contract. All dimensions / levels to be checked and verified on site before commencing any work and any discrepancies to be reported to the office immediately. This drawing to be read in conjunction with contract documents, project working drawings, specification, all consultants / specialist drawings, details and specification. All materials to be used in the construction of the external surfaces of the new works shall match those in the existing building.

CLIENT:
Mr M Henery
DRAWING TITLE:
Block Plan

JOB TITLE:
Proposed Rear Extension
JOB REF / ADDRESS:
26 Sutherland Avenue Welling Kent DA16 2NP

SCALE: DATE:
1/100 @ A3 March 24
1/50 @ A3

PP Ref:
PP-
JOB NO:
MH 2407

PHASE:
Permitted
DRAWING NO:
BP 01

DRAWN BY:

REVISION:
00