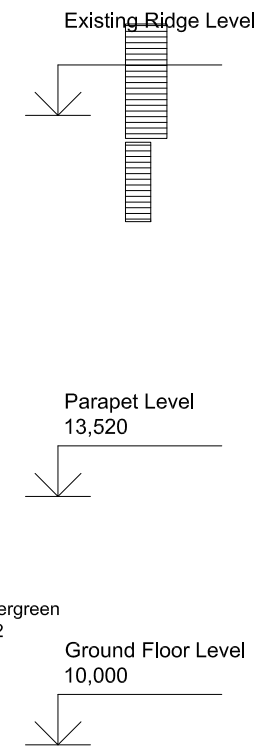




North West Elevation

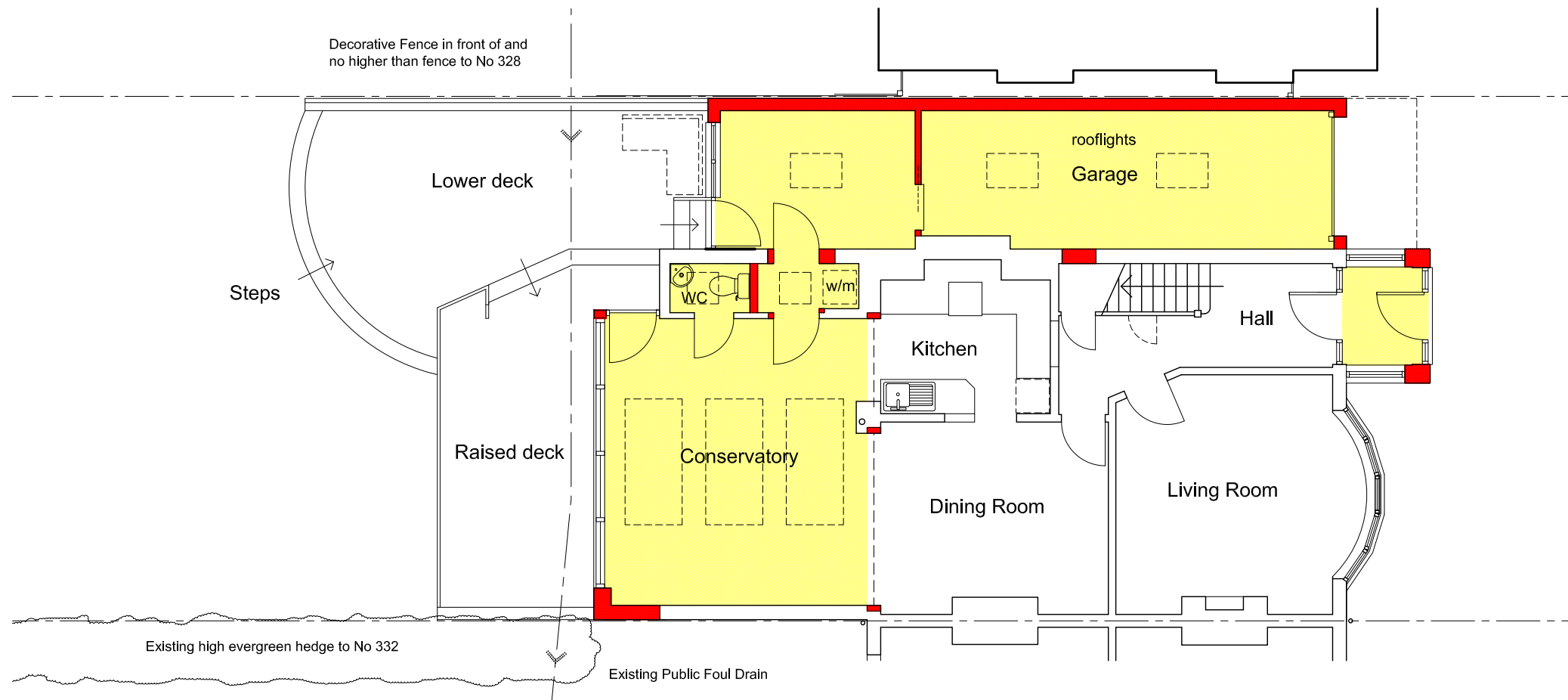


South East Elevation



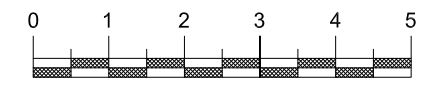
Decorative Fence in front of and no higher than fence to No 328

Existing high evergreen hedge to No 332
Existing fence



Ground Floor Plan

External Materials	
Roof	Red clay plain tiles to match existing to the Front Elevation, and Grey single ply PVC roofing to the Rear
Walls	Red facing brickwork to match existing Thermally modified Ash cladding
Windows	White polyester powder coated aluminium frames and white UPVC frames with double glazing units
Rainwater Goods	Black UPVC to match existing



Metres

PLEASE NOTE

FOR CONSTRUCTION PURPOSES USE ONLY FIGURED DIMENSIONS. THIS DRAWING MUST ALWAYS BE READ IN CONJUNCTION WITH ALL RELEVANT PROJECT DETAILS. ALL DIMENSIONS MUST BE CHECKED ON SITE PRIOR TO COMMENCEMENT. PLEASE REPORT ANY DISCREPANCY TO THE ARCHITECT OR CONTRACT ADMINISTRATOR

© COPYRIGHT D Swarbrick RIBA 2024

Revisions

Revisions	Description	Date
A	Public drain location shown	24 Aug 21
B	Scale bar added	11 Jan 22
C	Decking omitted	24 Feb 22
D	Decking reinstated	1 Mar 24

Drawing Principal Elevations & Ground Floor Plan		Date Feb 2021
Project/Client 330 Mayplace Road East Barnehurst - Extension		Scale @ A3 1:100
Job reference H202		Revision D
Drawing number 03		Purpose of Issue Approval

Swarbrick Design
David Swarbrick Chartered Architect
39 Queensway Horsham
West Sussex RH13 5AP
Tel 01403 211142 Mob 07964 963641
email david@swarbrickdesign.co.uk