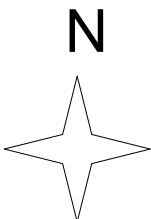
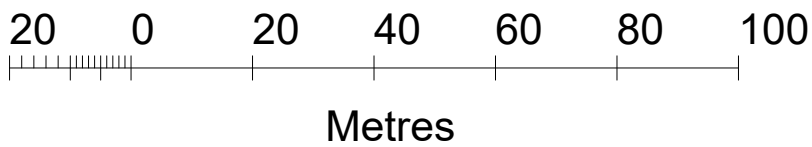
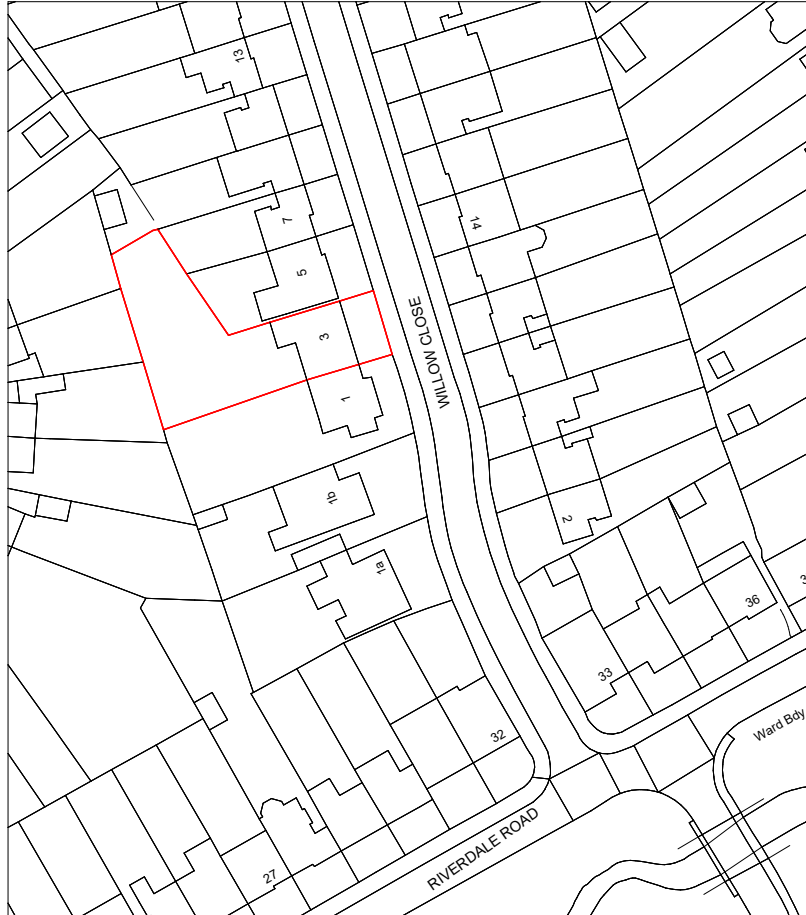


# Wilson Architectural Building Designs



Date:	28-03-2024	Scale:	1:1250
Project:	3 Willow Close Bexley DA5 1QY		
Title:	Site Location Map		
Drawing No.:	19-21-BEX	Rev.:	SLM

Head Office:  
27 Tyrrell Avenue  
Sidcup  
Kent  
DA16 2BT  
T: 020 8306 5110  
E: info@wabdesigns.co.uk