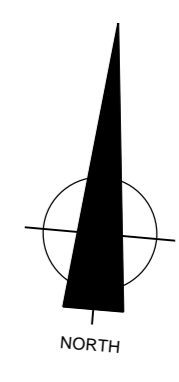
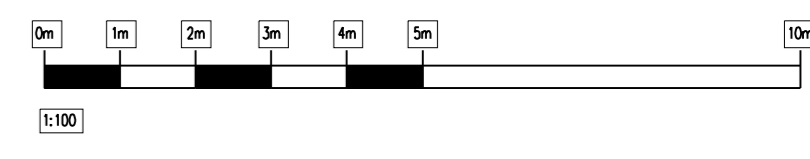
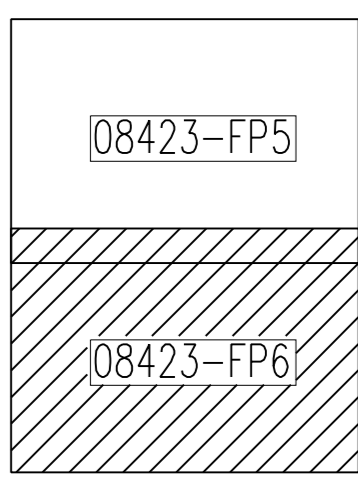


LEGEND

	Telephone Socket		Key symbol for Direction
	Other Net Socket		Key symbol for Direction of Steep Sloping
	TV Aerial Socket		Key symbol for Direction of Steps, Floors etc
	Fire Alarm Break Glass		Key symbol for Floor To Ceiling Heights
	Fire Alarm Sounder		Key symbol for Floor To Ceiling Heights (Beams & Soffit Slabs)
	Smoke Detector		Key symbol for Change in Floor Construction etc
	Illuminated Fire Exit Sign		Key symbol for 'Hidden Detail' under Stairs etc
	Single Supply Socket		Key symbol for 'Overhead' Beams, Roof Lights etc
	Double Supply Socket		Key symbol for Finished floor level value
	Single Gang Light Switch		Key symbol for Height of window sill and window head from F.L.
	Pushout Switch		
	Rotator		



SHEET LAYOUT



NOTES

SURVEY TIED INTO NATIONAL GRID OSTN02 AND OSGM02 DATUM FOR HEIGHT USING GPS EQUIPMENT UTILISING THE TRIMBLE VRS NOW SYSTEM FOR REAL TIME KINEMATIC (RTK) CORRECTIONS NATIONAL GRID SCALE FACTOR HAS NOT BEEN APPLIED TO THE SURVEY UNLESS SPECIFIED

DRAINAGE AND SERVICE INFORMATION SHOWN ON THIS SURVEY HAS BEEN OBTAINED BY VISUAL INSPECTION ONLY. ALTHOUGH ALL POSSIBLE CARE HAS BEEN TAKEN TO ENSURE THAT DETAILS SHOWN ARE CORRECT, WE ARE UNABLE TO ACCEPT ANY RESPONSIBILITY FOR COSTS ARISING OUT OF ANY ERRORS OR OMISSIONS.

COPYRIGHT: THIS DRAWING MAY NOT BE REPRODUCED IN ANY FORM WHATSOEVER WITHOUT THE CONSENT OF C.J SURVEYS LTD.

C J SURVEYS LTD LAND BUILDING ENGINEERING PROFESSIONAL MEASURED SURVEYS	CLIENT				
	PROJECT	BUILDING 2 GROUND FLOOR PLAN DART PRODUCTS EUROPE LTD, BIRMINGHAM, B64 5RE	DATE	AUG 2023	
		DRAWN	GSC/J	SHEET SIZE	A0
				SCALE	1:100
		DRAWING NO.	08423FP6		