



THIS DRAWING IS TO BE READ IN CONJUNCTION WITH ENGINEERS AND SPECIALISTS DRAWINGS ALONG WITH ALL RELEVANT SPECIFICATIONS ISSUED FOR THIS PROJECT.

GENERAL NOTES:

1. ALL DIMENSIONS ARE IN MILLIMETRES (mm) UNLESS NOTED OTHERWISE.
2. ALL LEVELS ARE IN METRES.
3. ALL DIMENSIONS TO BE CHECKED ON SITE BY THE CONTRACTOR PRIOR TO THE COMMENCEMENT OF CONSTRUCTION. ANY DISCREPANCIES SHOULD BE REPORTED TO THE ENGINEER IMMEDIATELY.
4. ALL DRAWINGS TO BE READ IN CONJUNCTION WITH ALL RELEVANT ARCHITECTS', ENGINEERS' AND SPECIALISTS' DRAWINGS TOGETHER WITH THEIR SPECIFICATIONS.
5. IF SPECIFIED ITEMS ARE REPLACED WITH SIMILAR ITEMS THE RELEVANT DOCUMENTATION / CALCULATIONS SHOULD BE SUBMITTED TO THE ENGINEER TO DEMONSTRATE THEIR SUITABILITY. ONLY WHEN APPROVAL IS RECEIVED CAN THAT ITEM BE USED.
6. SHOULD THERE BE ANY CONFLICT BETWEEN THE DETAILS INDICATED ON THIS DRAWING AND THOSE INDICATED ON OTHER DRAWINGS, THE ENGINEER SHOULD BE INFORMED PRIOR TO CONSTRUCTION ON SITE.

-  PROPOSED WALLS / ROOF
-  BOUNDARY LINES

BOUNDARY FENCE HEIGHT WILL REMAIN AS EXISTING.

P2	FOR INFORMATION	01.03.2024
P1	FOR INFORMATION	02.10.2023
Rev	Description	Date



PROJECT

89 COLES LN, WEST BROMWICH B71 2QW

TITLE

PROPOSED SITE BLOCK

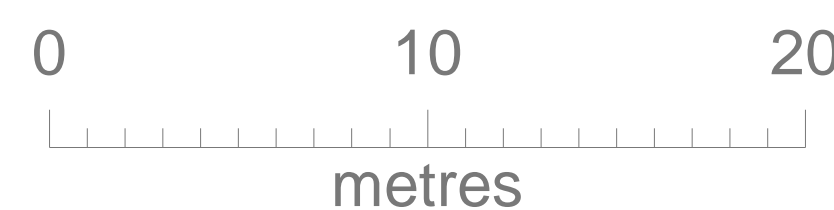
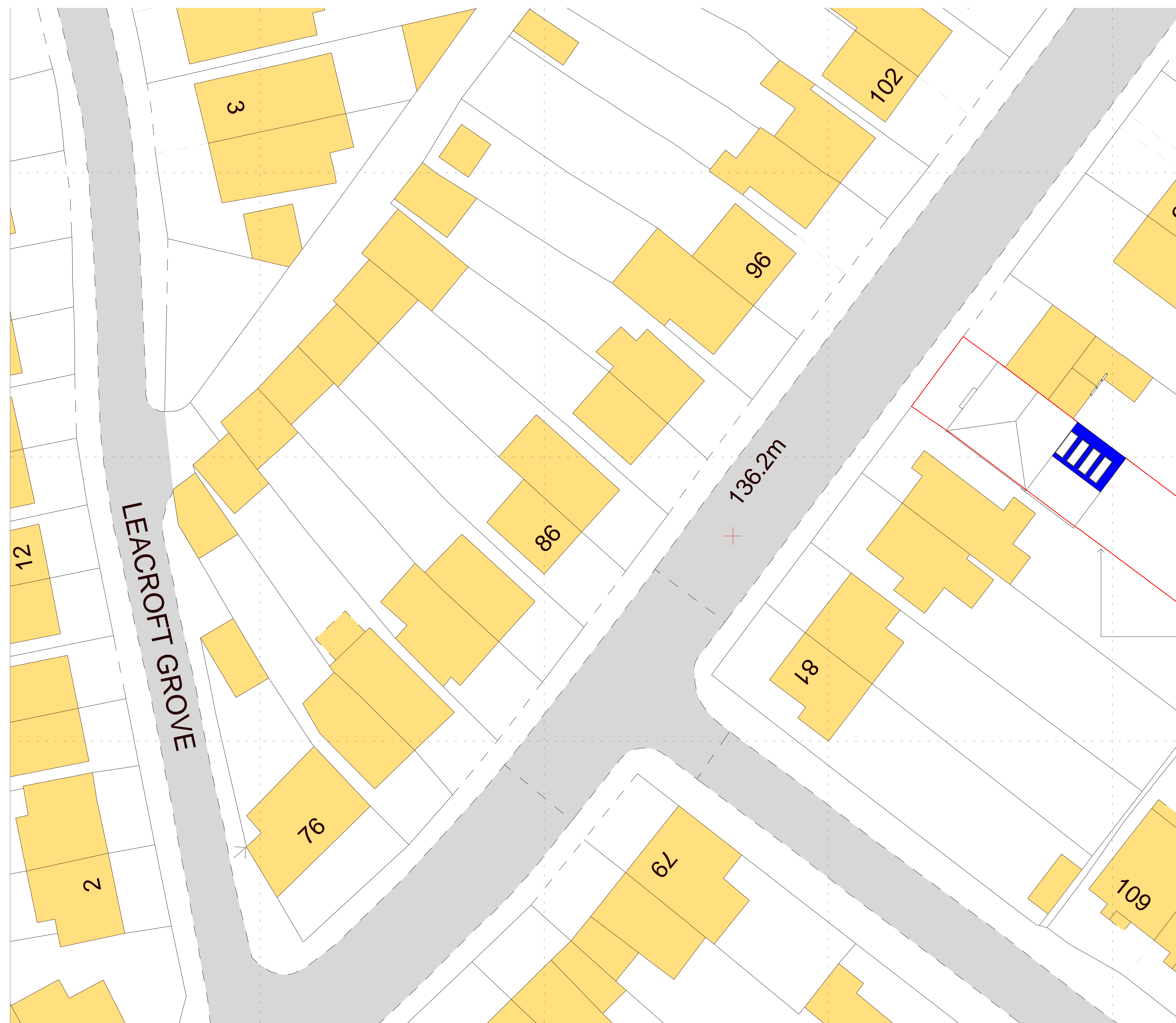
CLIENT



DRAWN BY ML	CHECKED BY SMBC	DATE 02.10.2023
----------------	--------------------	--------------------

SCALE (@ A1) 1 : 200	PROJECT NUMBER 2304
-------------------------	------------------------

DRAWING NUMBER 2304-MGL-A-XX-ZZ-DR-0003	REV P2
--	-----------



SITE*
1 : 200