

GENERAL NOTES

1. Do not scale from this drawing
2. Print this drawing in colour
3. This drawing is to be read in conjunction with all other MXP documents (drawings, schedules and specifications) along with other design team documentation.
4. At Sol Vent Pipes shown are new unless indicated otherwise.
5. Pipework sizing - all main stacks and final branch sizes to standard fittings as listed below unless stated otherwise on layouts:





Main Stacks	
SVP	110mm
SS	110mm

Final Connections	
WC	110mm
WIB	40mm
Sink	40mm
Shower	40mm

PROJECT SPECIFIC NOTES

1. This is a preliminary drainage drawing indicating where interventions with existing drainage stacks are required

KEY

-  Sol vent pipe
-  Existing SVP
-  Vent pipe
-  Existing pipe not found (estimated location)
- F/A From above
- T/B To below

