




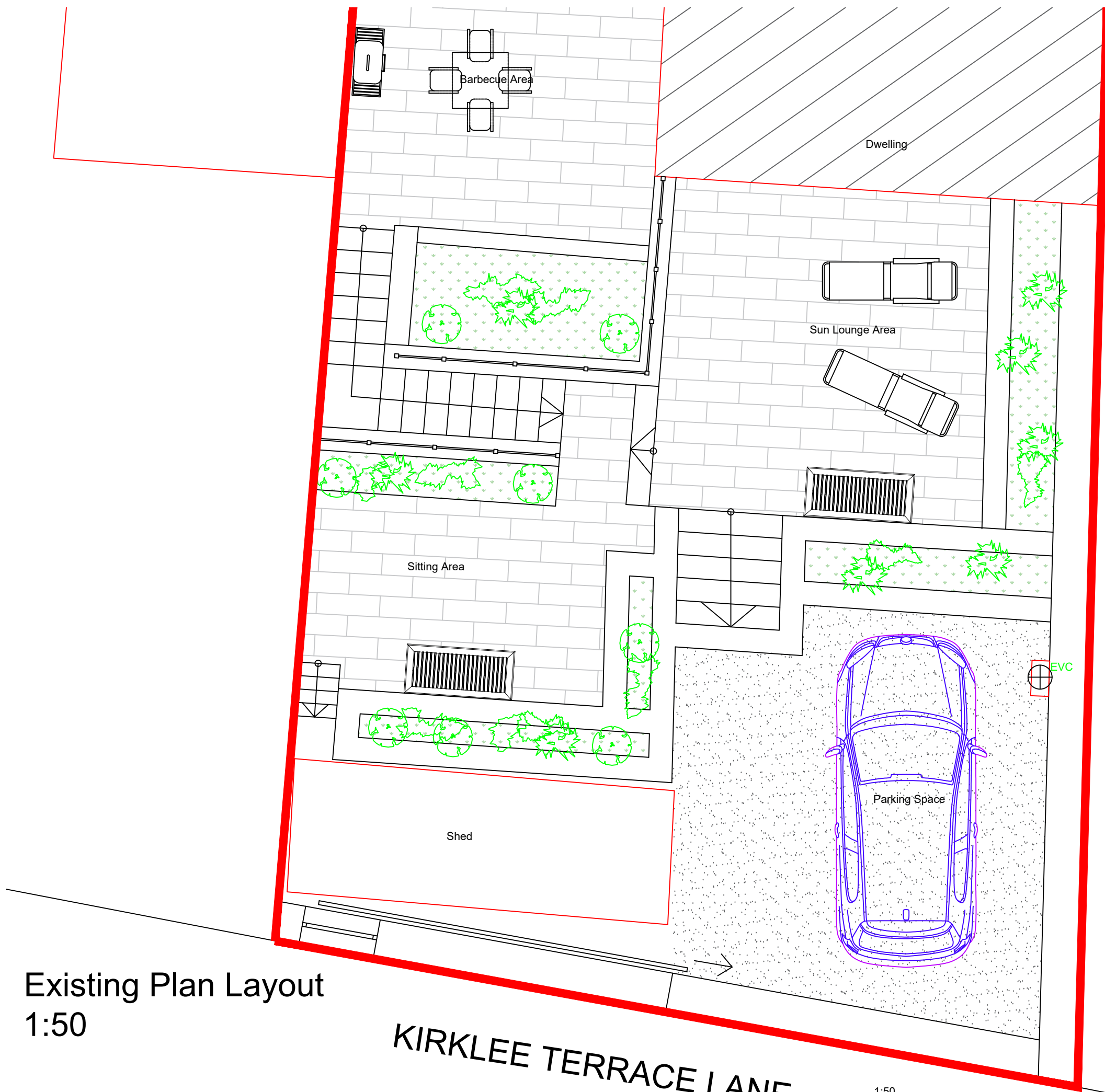


Notes:
 This drawing is copyright and remains the property of JS.
 This drawing is to be read in conjunction with all related drawings. All dimensions must be checked and verified on site before commencing any work or producing shop drawings. The originator should be notified immediately of any discrepancy.


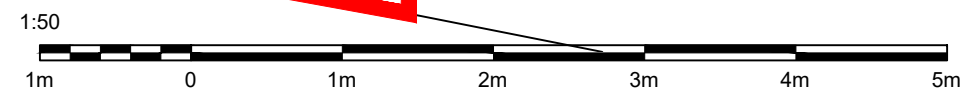
LEGEND

-  Site boundary
 -  Paving Slabs
 -  Gravel
 -  Planting Area
 -  Electrical Vehicle Charging Point
- EVC



Existing Plan Layout
 1:50

KIRKLEE TERRACE LANE



Rev	Description	Date	Dr by	App by



07361807659
 architecture@jacksonsofia.co.uk www.jacksonsofia.co.uk

Original by SJ	Date Created 05/03/2024	Approved By SJ
-------------------	----------------------------	-------------------

Client name
 Brian Gilda

Project
 Proposed Additional Rear Parking Space

Drawing
 Rear Garden - Existing Plan Layout

Issue status
 PLANNING

Scale
 1:50 @A3

Project Number
 24002

Drawing Number
 L(10)001

Rev
 -