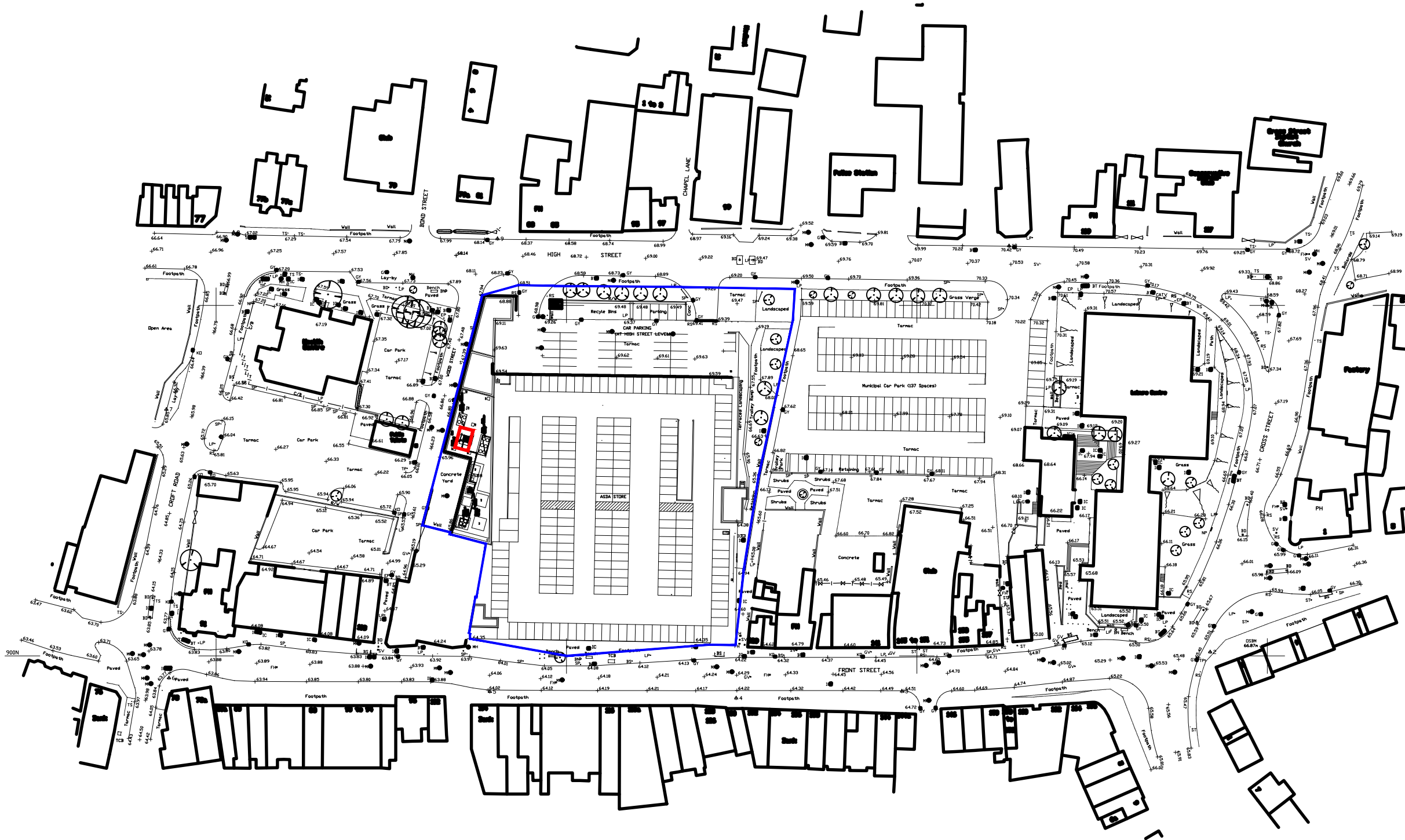
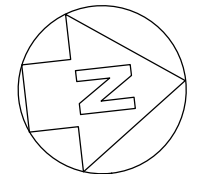


This drawing is copyright of WCEC Group Ltd trading as Whittam Cox Architects, and shall not be reproduced nor used for any other purpose without the written permission of the Architects. This drawing must be read in conjunction with all other related drawings and documentation. It is the contractors responsibility to ensure full compliance with the Building Regulations. ~~Do not scale from this drawing, use figured dimensions only.~~ It is the contractors responsibility to check and verify all dimensions on site. Any discrepancies to be reported immediately.  
 IF IN DOUBT ASK.  
 Materials not in conformity with relevant British or European Standards/Codes of practice or materials known to be deleterious to health & safety must not be used or specified on this project.



— ASDA Land Ownership Boundary  
— Location of works within context of site



06/03/24 First Issue. MJC/AB

**PLANNING**

No. Date Description Drawn/Checked By  
 CLIENT



PROJECT  
 PROPOSED PLANT APPLICATION  
 ASDA ARNOLD

TITLE  
 SITE LOCATION PLAN

DRAWING STATUS  
 PLANNING

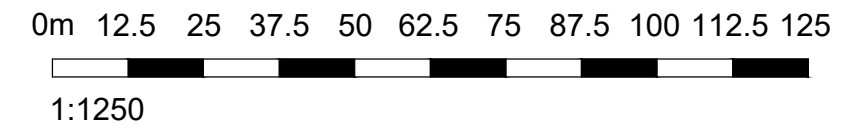
DRAWN	MJC	CHECKED	AB
-------	-----	---------	----

SCALE 1:1250 @ A3

DATE MARCH 2024

**Whittam Cox** ARCHITECTS  
 Chesterfield / 01246 260261  
 London / 020 3388 0019  
 Leeds / 0113 3366018  
 whittamcox.com

JOB NO.	DRAWING NO.	REV
230318	PL_01	-



**1** SITE LOCATION PLAN  
 PL\_01 Scale 1:1250 @ A3