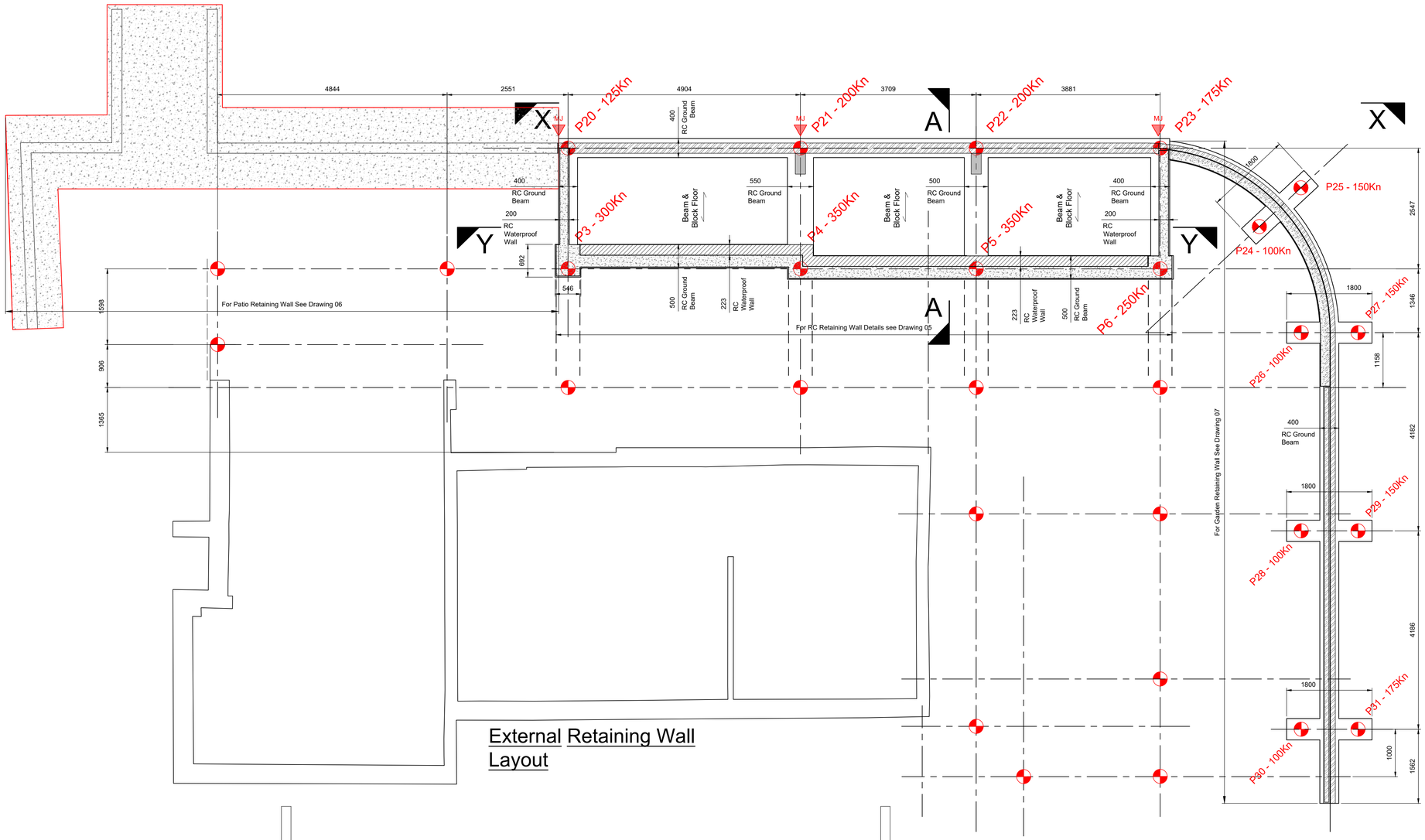

External Retaining Wall Layout

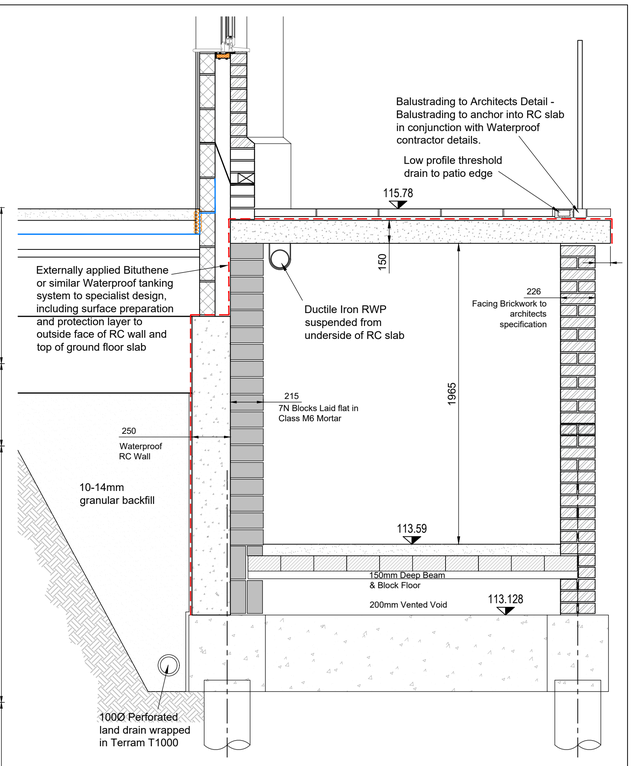

Section A-A

Elevation X-X

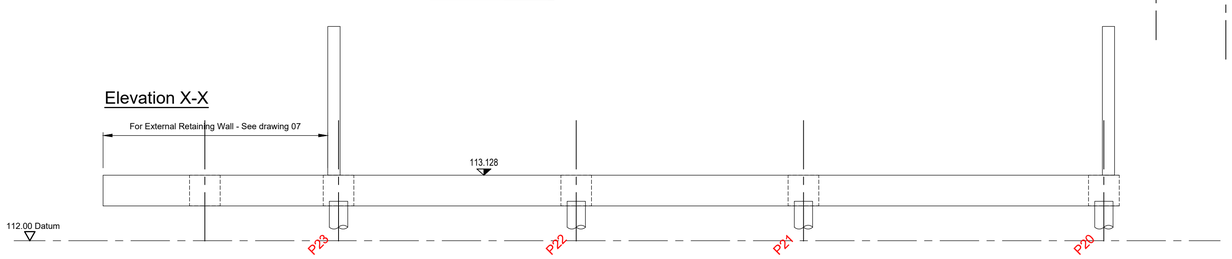

Elevation Y-Y

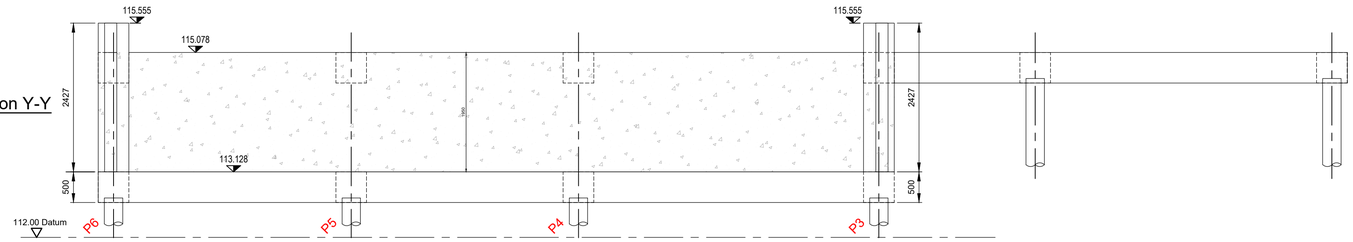

0m 1/50@ A1 3m

This Drawing must be read in conjunction with all other relevant drawings issued for construction purposes by STA Ltd and other parties. The copyright of this drawing is vested in Stuart Thomas Associates Ltd. This drawing must only be used for the purpose for which it was issued by Stuart Thomas Associates Ltd, it and the designs within it must not be reproduced without specific consent. Nothing in this drawing confers or purports to confer on any third party any benefit or right under The Contracts (Rights of Third Parties) Act 1999

Notes unless specifically noted on the drawing

1. All Steelwork to be blast cleaned to SA 2.5 and primed 75micron DFT high build zinc phosphate. Steelwork to be designed fabricated erected in accordance with NSS and BS 5950.
2. Steelwork below ground shall be encased in 100mm C35 concrete with D49 mesh in centre of cover.
3. Grouting shall be 25mm nom and comprise 3:1 Cement:sand with expander such as combex 100.
4. Concrete quality for Reinforced Concrete shall be RC35 to BS5328 pt 2.
5. Concrete quality for Foundations in Clay FND2 to BS5328 pt 2.

Revisions

A 22/11/23 Building Regulations Issue

Stuart Thomas Associates Limited
Structural and Civil Engineers
Consulting Engineers

6 Osborns Court
High Street South
Olney Bucks MK46 4LA

Tel. (01 234) 712010
Fax. (01 234) 713336

project	drawn	date	scale
Manor Hill Cottage, Great Brickhill	MFJT	09/23	1/50

drawing	project no.	drawing no.	revision
Foundation & Retaining Wall GA.	6881	04	A