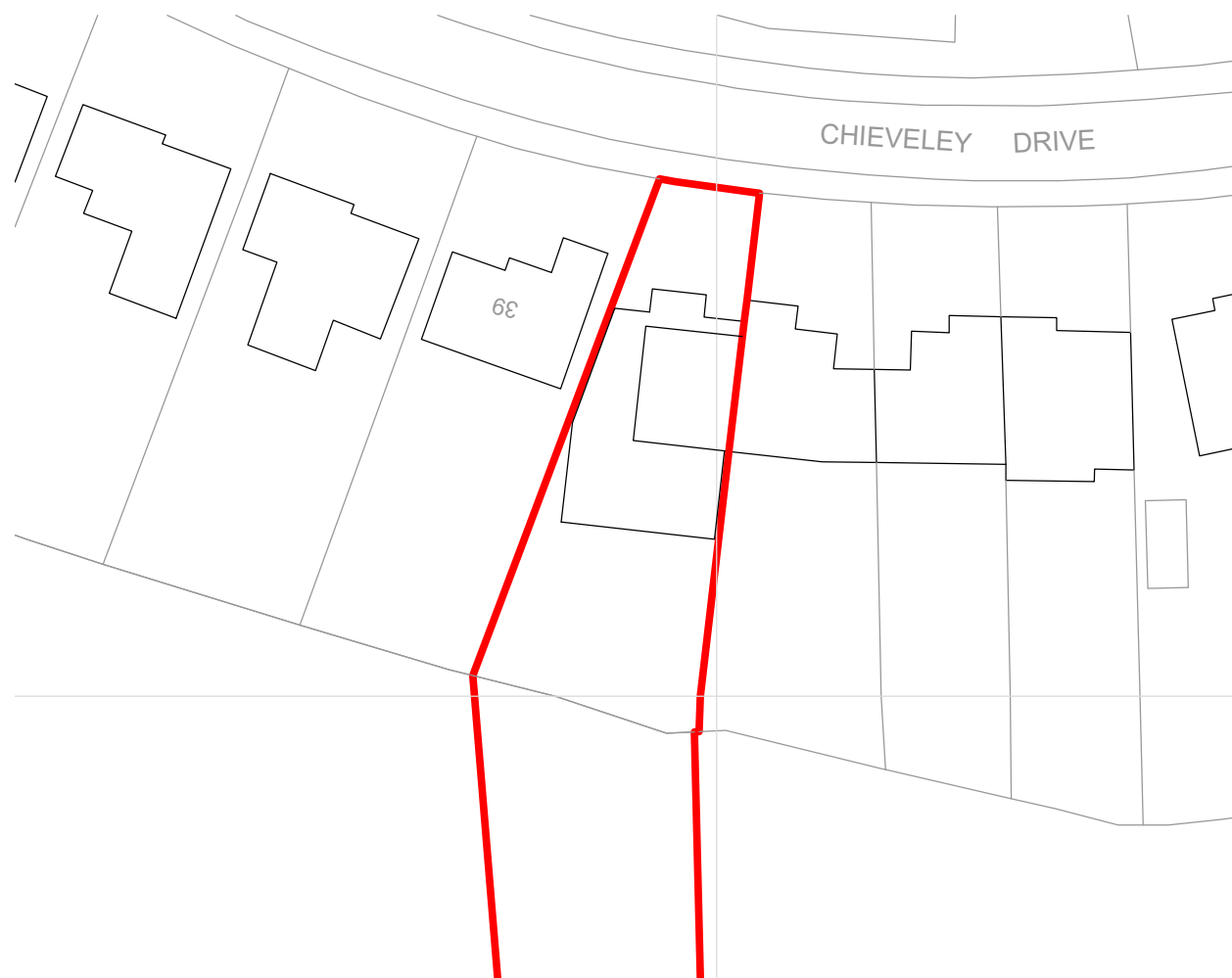
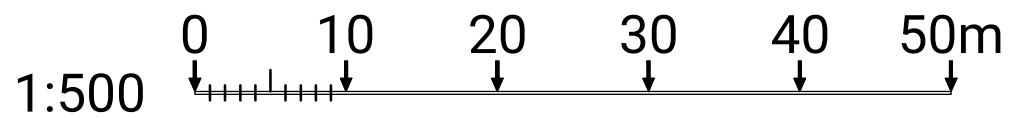




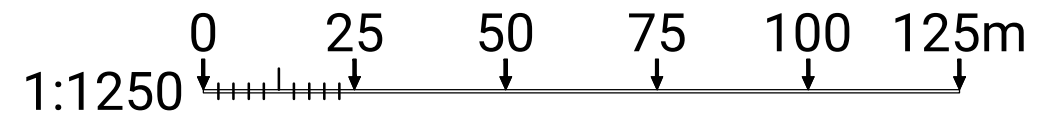
PROPOSED BLOCK PLAN



EXISTING BLOCK PLAN



LOCATION PLAN



GENERAL NOTES


ALL DIMENSIONS TO BE CHECKED ON SITE PRIOR TO COMMENCEMENT OF WORKS - PLEASE REPORT ERRORS OR OMISSIONS TO THE ARCHITECT.

THIS DRAWING HAS BEEN PRODUCED FOR THE PURPOSES OF PLANNING AND BUILDING REGULATIONS APPROVALS ONLY AND IS NOT INTENDED TO BE A FULL WORKING DRAWING.

THIS DRAWING IS TO BE READ IN CONJUNCTION WITH ANY WRITTEN SPECIFICATIONS, SCHEDULES OF WORK AND STRUCTURAL ENGINEER'S DETAILS AS APPROPRIATE.

THIS DRAWING IS THE COPYRIGHT OF PUMP HOUSE DESIGNS AND ANY FURTHER REPRODUCTION OF THE PLAN IS NOT PERMITTED WITHOUT OBTAINING PRIOR CONSENT.

© CROWN COPYRIGHT 2023 - LICENCE NO. 100032237



REV	DESCRIPTION	BY	DATE



Architectural & Interior Design Consultants

01424 871120 info@pumphousedesigns.co.uk

CLIENT  
Mr J Beasley

PROJECT  
37 CHIEVELEY DRIVE  
TUNBRIDGE WELLS  
KENT  
TN2 5HG

DRAWING  
LOCATION BLOCK PLAN

FIRST ISSUE DRAWN BY SCALE @ A3  
21.03.2024 AMG 1:500 & 1:1250

DRAWING NO.  
7600 / 24 / LBP