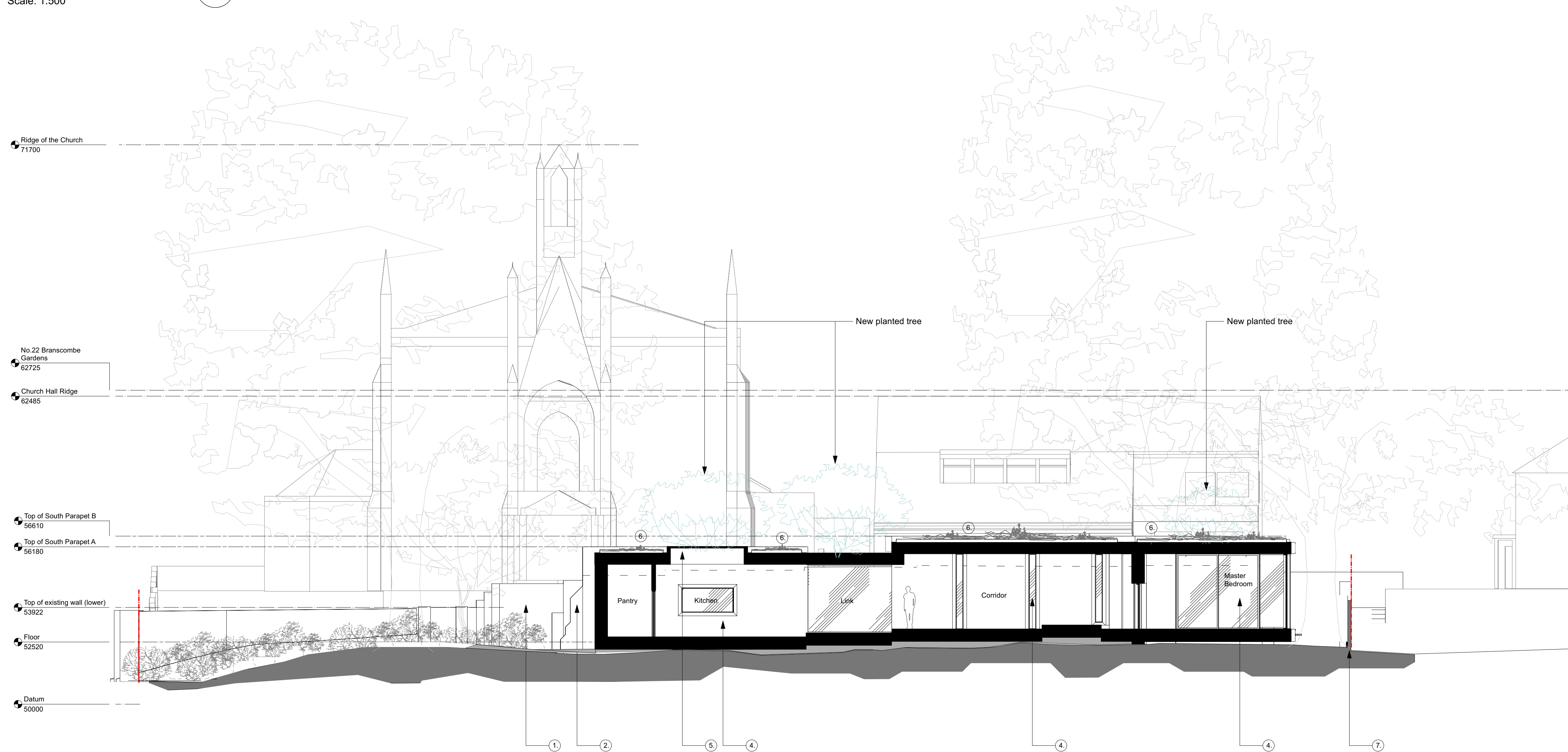
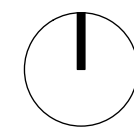
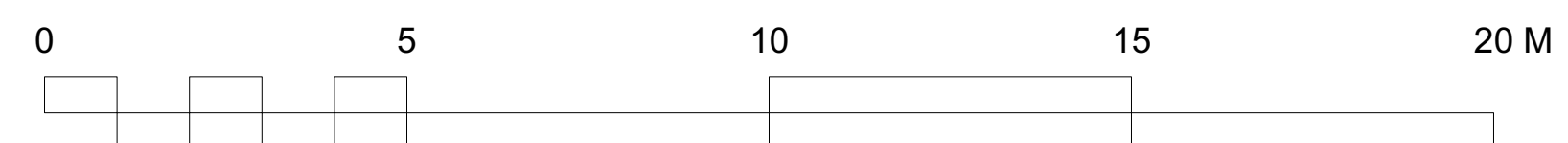


Key Plan  
Scale: 1:500



1 Proposed Long Section  
Scale: 1:100



Notes

- 1 Existing brick and stone boundary wall
- 2 Natural Limestone
- 3 Black metal
- 4 Dark metal frame window
- 5 Flat rooflight
- 6 Wildflower green roof
- 7 Dark timber

PROJECT  
56a Church Hill  
CLIENT  
Gradica Building Contractors  
DRAWING TITLE  
Proposed Sections

Drawing Number  
22002-201

Scale  
1:100 @A1

Date Created  
21.06.22

Revision  
P2

Revision Date  
15.03.24

Drawn By  
KC

Checked By  
DF

Do not scale from drawing, all dimensions to be checked on site. Report omissions and discrepancies to the architect immediately