

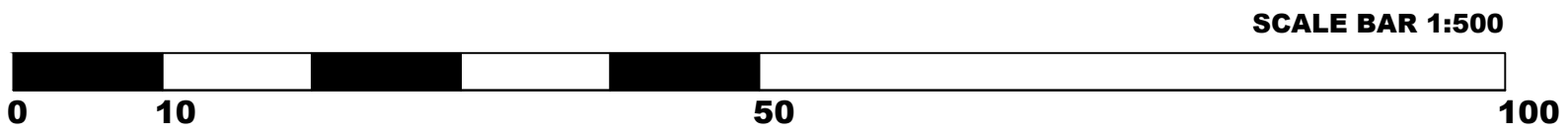
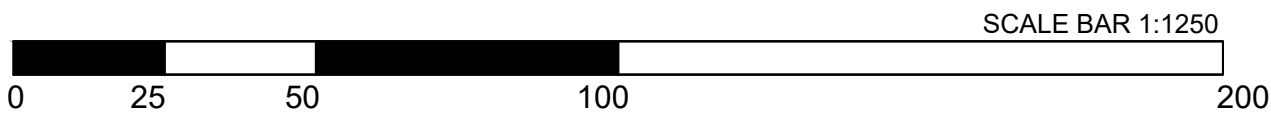
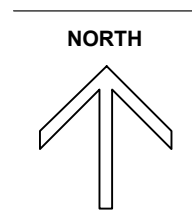
Key:	
	Proposed area of change
	Application site

Signage:	
M1238B	- back lit light box sign, no background blue text fixed to cabin 1500mm (w) x 250mm (h) x 175mm (d), 2250mm from ground
M1239MW	- dibond sign, white and blue background, blue and white text with multicolored images fixed to cabin 1950mm (w) x 900mm (h), 163mm from ground.
M1241B	- dibond sign white background blue text fixed to cabin 2500mm (w) x 250mm (h), 2216mm from ground
M1237A	- dibond sign blue text fixed to cabin 2000mm (w) x 600mm (h), 1218mm from ground.
MWAVE	- dibond sign multi-blues image fixed to cabin 4570mm (w) x 1041mm (h), 41mm from ground.
M1240MW	- dibond sign white background blue text fixed to cabin 650mm (w) x 1000mm (h), 856mm from ground.
M1256A	- dibond sign multi-color image free standing in steel frame 2200mm (w) x 1800mm (h), 95mm from ground.
M1256B	- dibond sign multi-color image free standing in steel frame 2200mm (w) x 1800mm (h), 95mm from ground.
M1256C	- dibond sign multi-color image free standing in steel frame 2200mm (w) x 1800mm (h), 95mm from ground.
M1256D	- dibond sign multi-color image free standing in steel frame 2200mm (w) x 1800mm (h), 95mm from ground.
M1253A	- transparent perspex sign blue text free standing in steel frame 2200mm (w) x 1800mm (h), 95mm from ground.
M1253B	- transparent perspex sign blue text free standing in steel frame 2200mm (w) x 1800mm (h), 95mm from ground.

Notes:	
Please see accompanying design and access for more information.	
Please note signage location has been added to plan	



REV:	DESCRIPTION:	BY:	DATE:
STATUS:			
<b>PLANNING</b>			
 <b>Gilmore Consultancy</b> 1 Castle Court Brewhouse Lane London SW15 2JJ 07975852755 planning@gilmoreconsultancy.com			
SITE: Homebase Discovery Park, Westhampnett Rd, Chichester, PO19 6UX			
TITLE: Proposed Site block plan			
SCALE AT A3: 1:1250 / 500	DATE: 21.03.24	DRAWN: JB	CHECKED: JB
PROJECT NO: n/a	DRAWING NO: HB-hcw-install-02/24-002.1	REVISION: n/a	