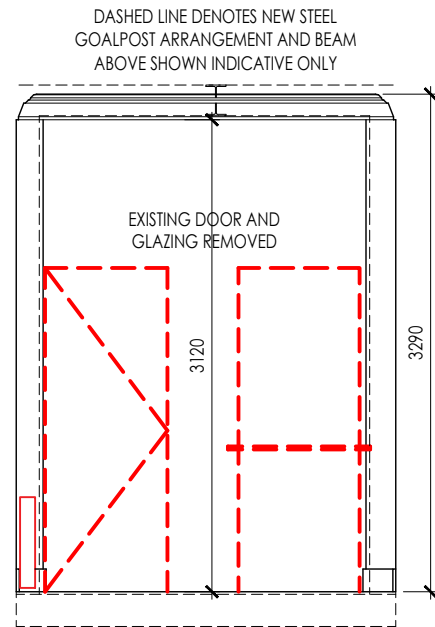
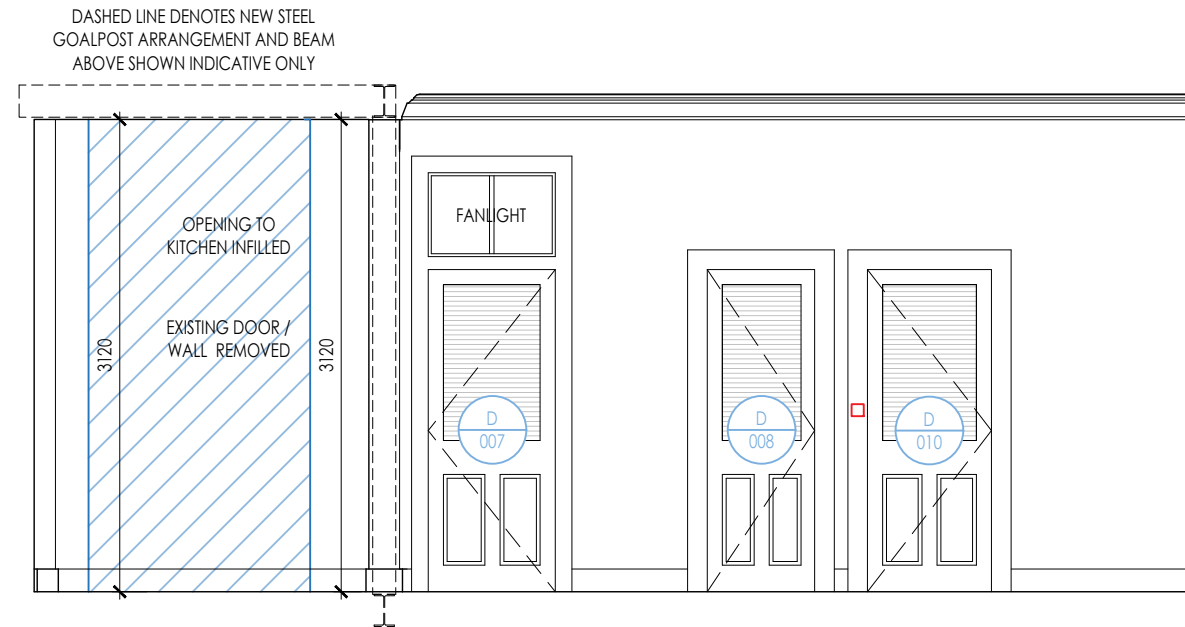


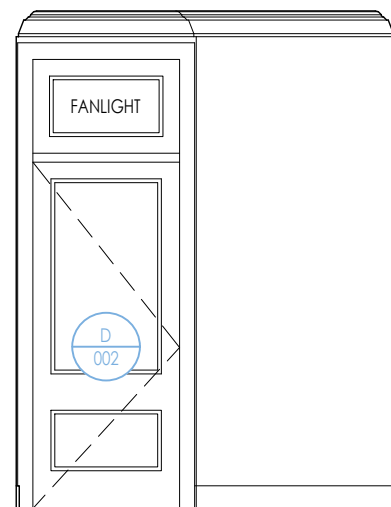
1\_HALL PLAN  
1:50 @ A3



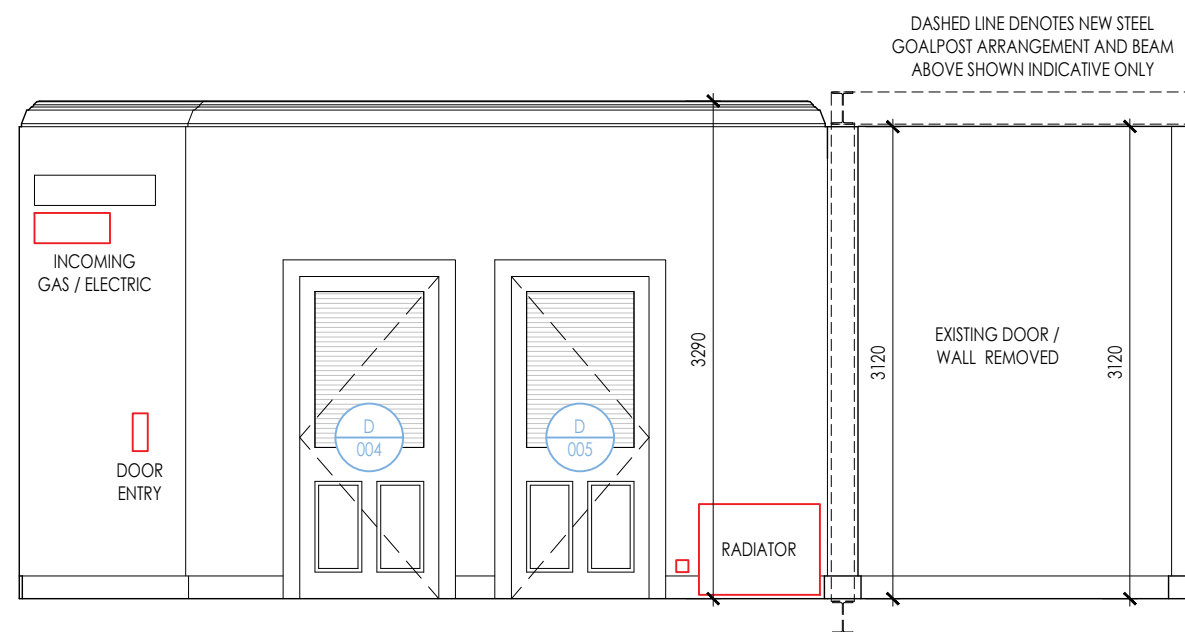
2\_ELEVATION A  
1:50 @ A3



3\_ELEVATION B  
1:50 @ A3



4\_ELEVATION C  
1:50 @ A3



5\_ELEVATION D  
1:50 @ A3

NOTES

ALL SIZES, DIMENSIONS, QUANTITIES TO BE CHECKED ON SITE PRIOR TO MANUFACTURE, FABRICATION OR ERECTION.

DO NOT SCALE FROM DRAWING.

ALL LEVELS ARE APPROXIMATE AND ARE TO BE CHECKED ON SITE BY CONTRACTOR PRIOR TO COMMENCEMENT OF WORKS.

REPORT ANY ANOMALIES IMMEDIATELY UPON IDENTIFICATION.

IF IN DOUBT - ASK.

REV	REVISION
-	-

CLIENT  
JACK OBERLANDER  
1/2 5 DOUNE QUADRANT  
GLASGOW  
G20 6DE

PROJECT  
INTERNAL ALTERATIONS AT  
1/2 5 DOUNE QUADRANT  
GLASGOW  
G20 6DE

DRAWING  
HALL ROOM LAYOUT -  
SKETCH PROPOSAL

SCALE  
1:50 @ A3

STAGE  
RIBA STAGE 2

DRAWING NO  
L(80)SK1

DATE  
MAY 23

