

NOTES

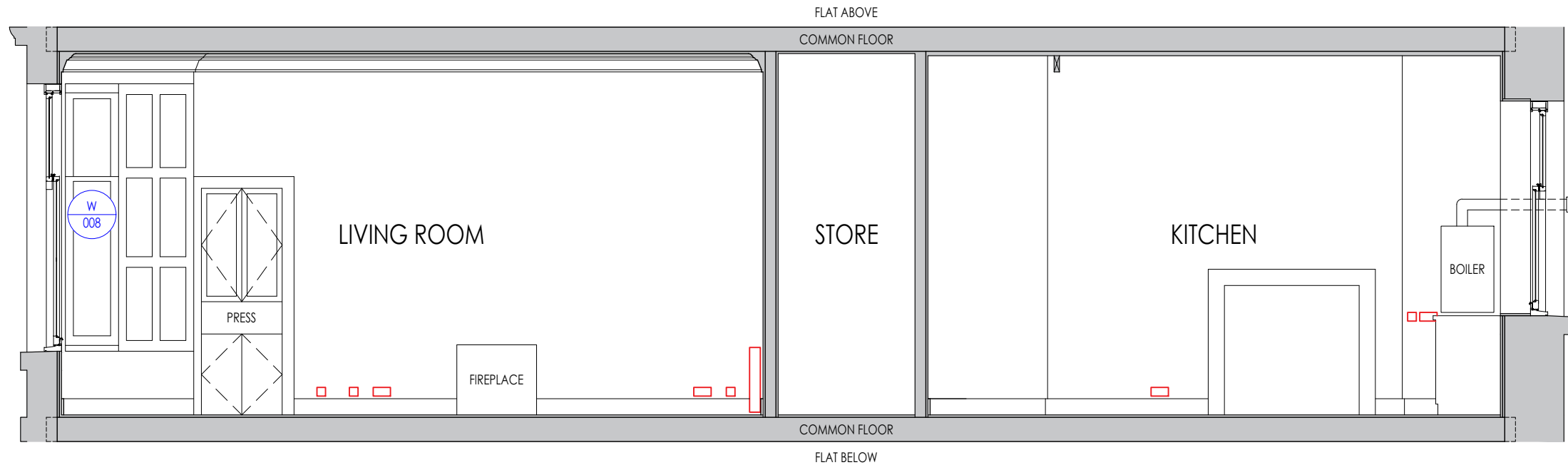
ALL SIZES, DIMENSIONS, QUANTITIES TO BE CHECKED ON SITE PRIOR TO MANUFACTURE, FABRICATION OR ERECTION.

DO NOT SCALE FROM DRAWING.

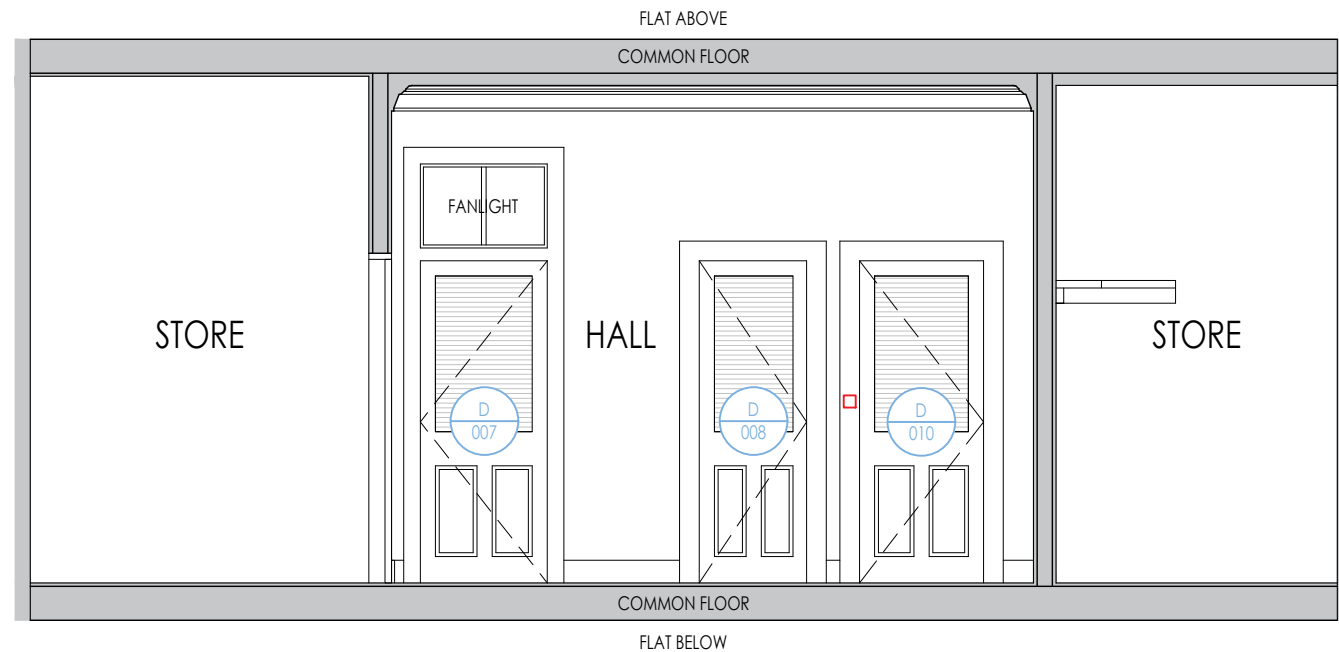
ALL LEVELS ARE APPROXIMATE AND ARE TO BE CHECKED ON SITE BY CONTRACTOR PRIOR TO COMMENCEMENT OF WORKS.

REPORT ANY ANOMALIES IMMEDIATELY UPON IDENTIFICATION.


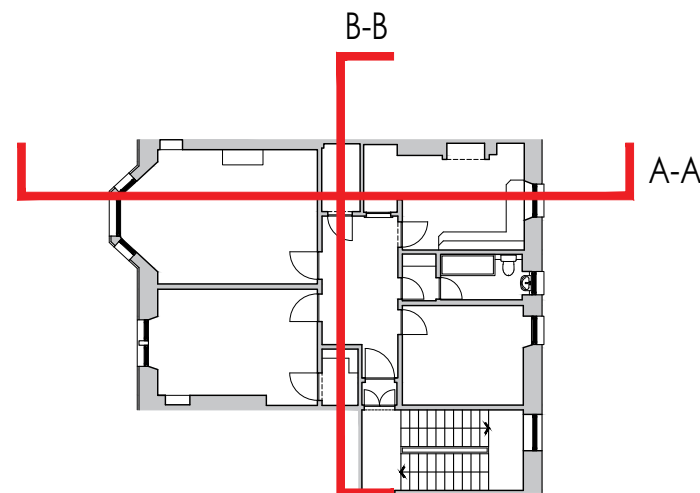
IF IN DOUBT - ASK.



1_SECTION A-A
1:50 @A3



2_SECTION B-B
1:50 @A3



REV	REVISION
-	-

CLIENT
 JACK OBERLANDER
 1/2 5 DOUNE QUADRANT
 GLASGOW
 G20 6DE

PROJECT
 INTERNAL ALTERATIONS AT
 1/2 5 DOUNE QUADRANT
 GLASGOW
 G20 6DE

DRAWING	SCALE
EXISTING SECTION A-A & B-B	1:50 @ A3

STAGE
 RIBA STAGE 2

DRAWING NO	DATE
L(22)001	MAY 23