

Disclaimer:  
While this drawing can be used as a base drawing for construction and quotation purposes, due to the nature of the measurements on which it is based, it is VERY IMPORTANT that all dimensions are checked carefully before any work commences or any materials are ordered.

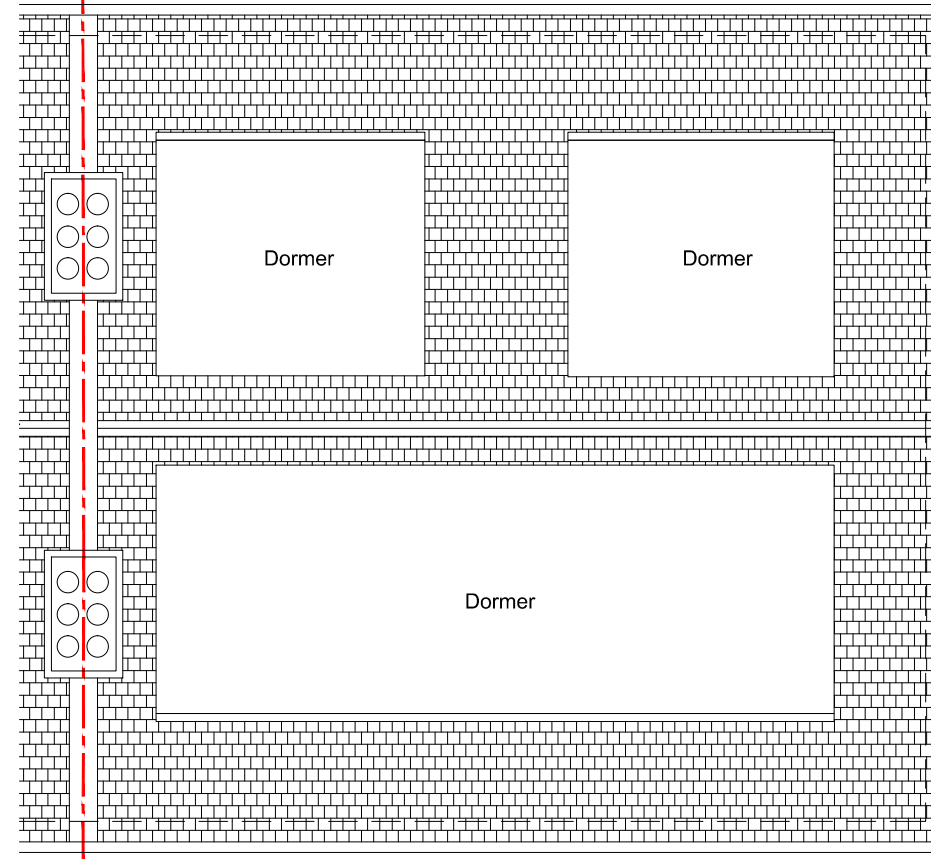

Notes:



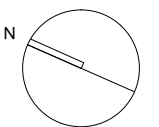
REAR ELEVATION 02.07



SIDE ELEVATION 02.06



FRONT ELEVATION 02.05



PO REV	25.09.19 DATE	DH DRAWN	Setting Out DESCRIPTION
<b>JH<sup>A</sup></b>			
Studio 30 Hideaway Workspace, 1 Empire Mews, London, SW16 2BF jim@jarchitecture.co.uk www.jarchitecture.co.uk			
Project 27 Howard Road, South Norwood			
Title Existing Roof Plan			
Scale 1:100 @ A3			
Job 1911	Document Type DR	Series 02	Number 04PP Revision P0

