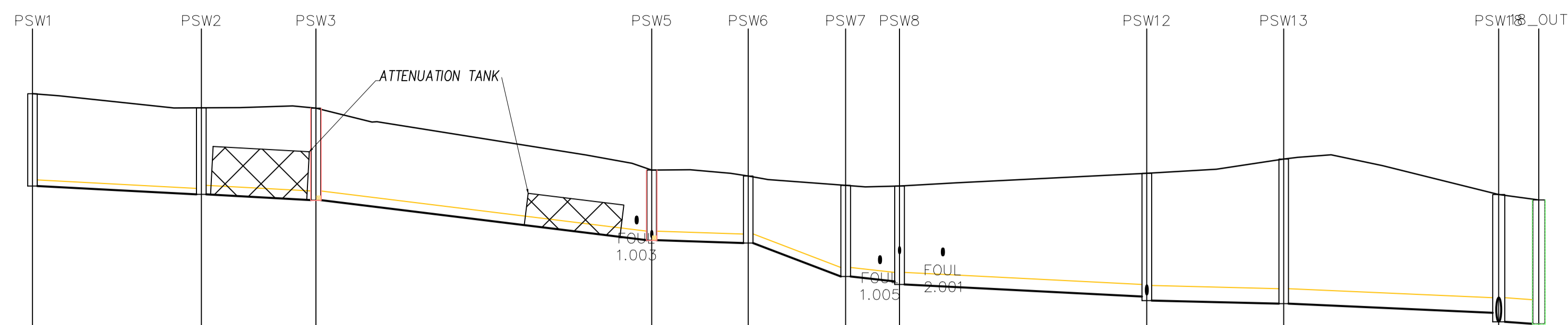


NOTES

1. THIS DRAWING TO BE READ IN CONJUNCTION WITH ALL RELEVANT DRAWINGS AND SPECIFICATION.
2. THIS DRAWING TO BE READ AND PRINTED IN COLOUR.



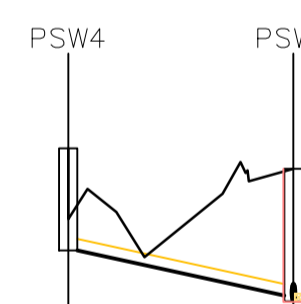
Vert exaggeration = 5.0

Datum = 64.0

Link Name	1.000	1.001	1.002	1.003	1.004	1.005	1.006	1.007	1.008	1.009	
Slope (1:X)	1:100.6	1:100.5	1:41.8	1:169.4	1:14.5	1:54.1	1:102.3	1:221.5	1:117.5	1:100.0	
Cover Level (m)	71.379	71.028		69.477	69.485	69.329	69.096	69.393	69.750	69.858	
Invert Level (m)	69.079	68.670 68.670	68.728 68.728	67.727 67.727	67.656 67.656	66.820 66.820	66.696 66.621	66.320 66.220	66.143 66.143	65.915 65.690 65.640	68.729
Length (m)	21.035	14.271	41.829	12.027	12.137	6.710	30.794	17.059	26.781	4.996	
	150	225	225	225	225	225	300	375	375	600	

STORM WATER LONG SECTION 1

SCALE 1:500



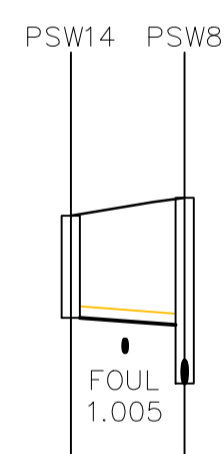
Vert exaggeration = 5.0

Datum = 66.0

Link Name	2.000
Slope (1:X)	1:24.9
Cover Level (m)	69.750 68.309
Invert Level (m)	68.400 67.802
Length (m)	14.887
	150

STORM WATER LONG SECTION 2

SCALE 1:500



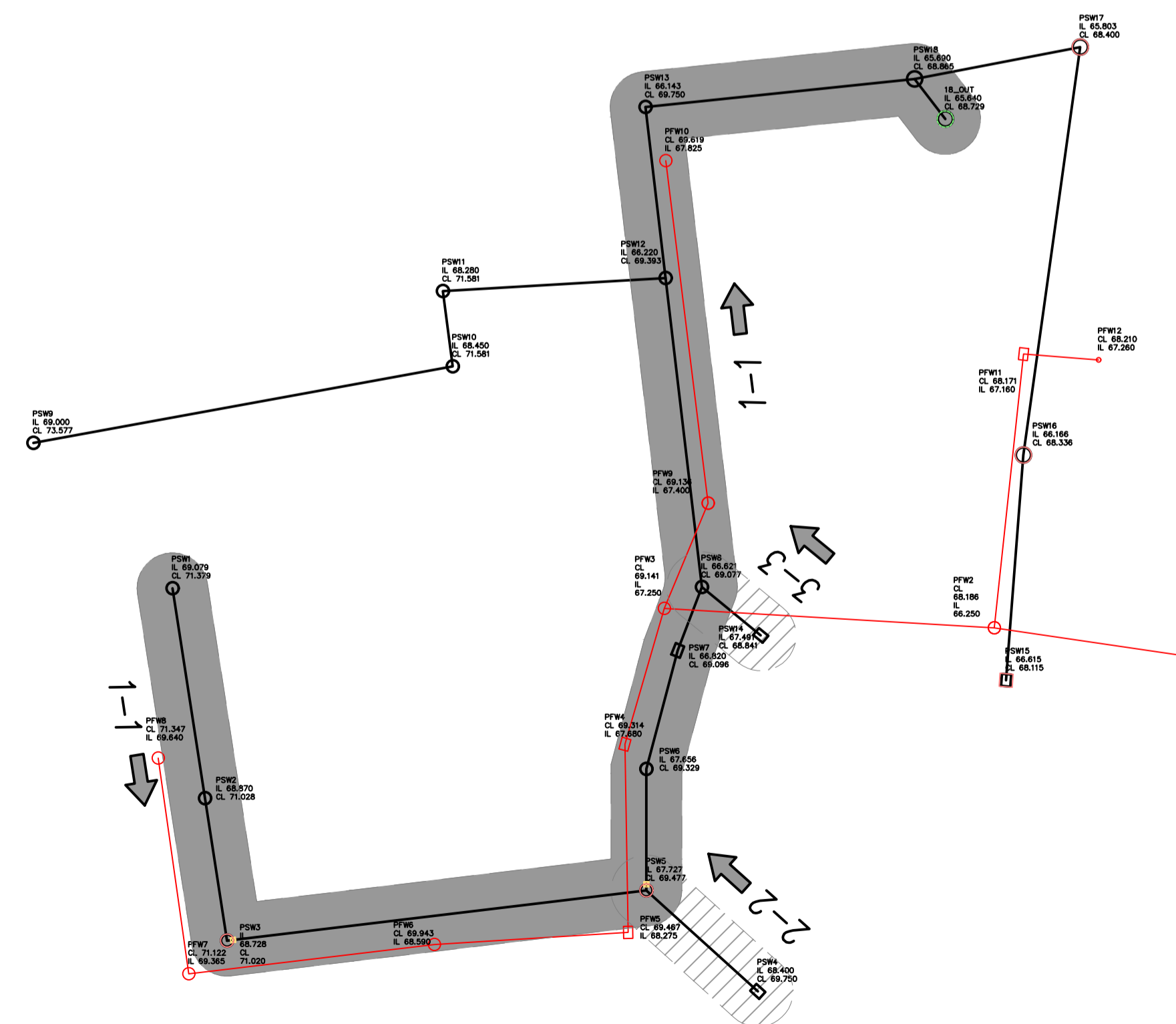
Vert exaggeration = 5.0

Datum = 65.0

Link Name	3.000
Slope (1:X)	1:80.1
Cover Level (m)	68.841 69.077
Invert Level (m)	67.491 67.397
Length (m)	7.530
	150

STORM WATER LONG SECTION 3

SCALE 1:500



KEY PLAN

SCALE 1:500

Rev.	Description	By	Chkd.	Date
C02	ISSUED FOR CONSTRUCTION	SEH	WTF	12.02.2024
C01	ISSUED FOR CONSTRUCTION	SEH	WTF	19.07.2023
P01	ISSUED FOR APPROVAL	ADP	WTF	27.01.2023

CONSTRUCTION

G.D.C. Partnership Consulting Engineers

THIRD FLOOR
29 LONDON ROAD
BROMLEY
KENT, BR1 1DG (UK)
Tel: +44(0)20 8460 2160
Fax: +44(0)20 8313 3122
www.gdcpartnership.co.uk

Client: **ENTERPRISE RESIDENTIAL DEVELOPMENT LTD**

Project: **HOME FARM DANE END, WARE**

Title: **STORM DRAINAGE LONG SECTIONS SHEET 1**

Drawn	ADP	Chkd.	WTF	Appd.	DSM
Scale	1:500 @A1	Drg. No.			Rev.
Project No.	8744	GDC-00-XX-DR-S-1021	C02		