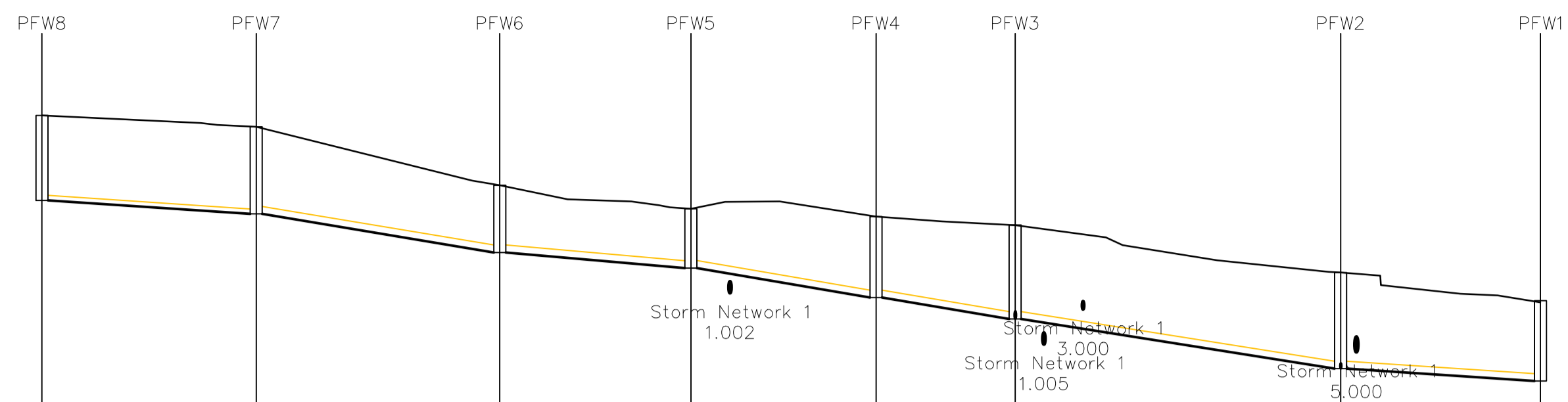


NOTES

1. THIS DRAWING TO BE READ IN CONJUNCTION WITH ALL RELEVANT DRAWINGS AND SPECIFICATION.
2. THIS DRAWING TO BE READ AND PRINTED IN COLOUR.



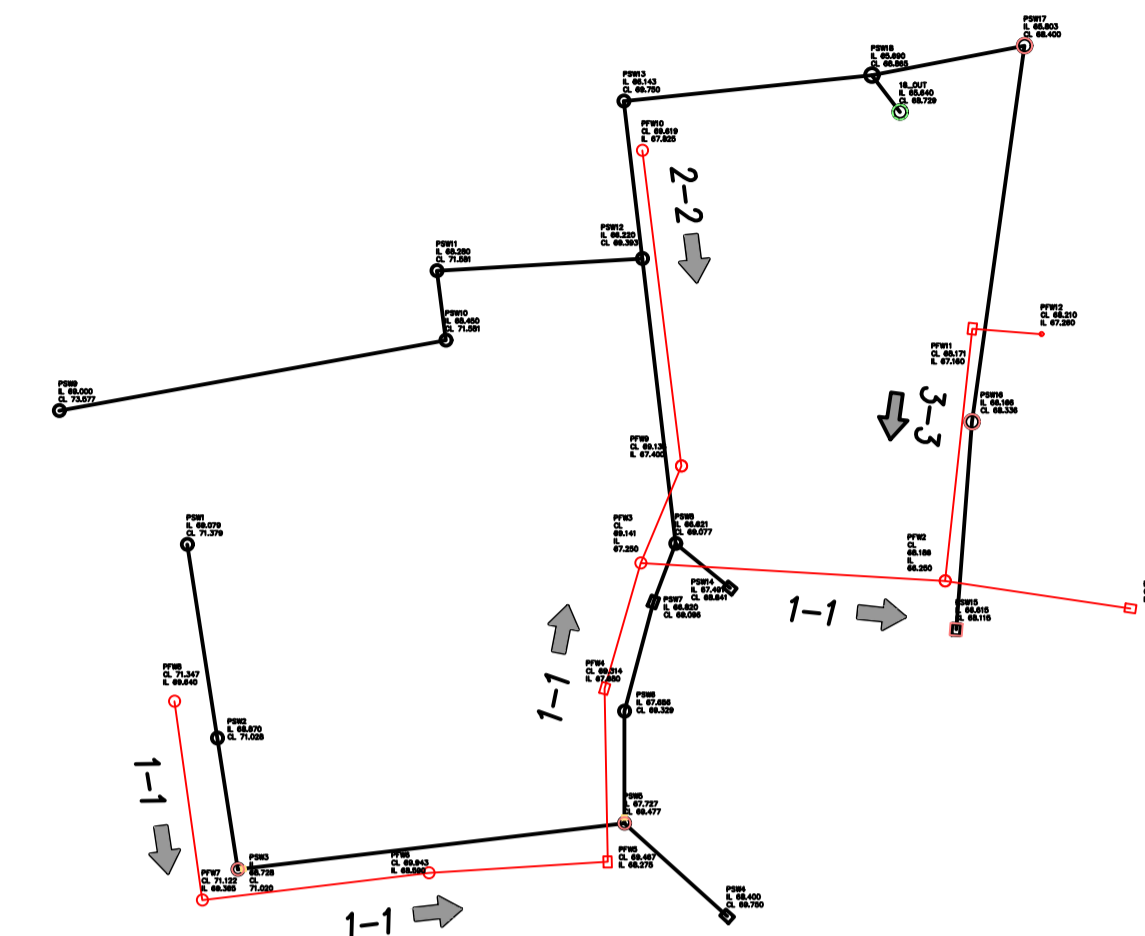
Vert exaggeration = 5.0

Datum = 65.0

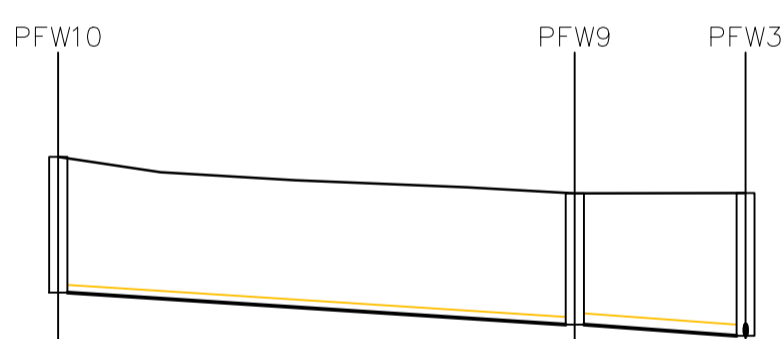
Link Name		1.000	1.001	1.002	1.003	1.004	1.005	1.006	
Slope (1:X)		1:78.4	1:31.6	1:61.0	1:31.3	1:32.6	1:32.7	1:80.4	
Cover Level (m)		71.347	71.122	69.943	69.467	69.616	69.314	69.141	67.620
Invert Level (m)		69.640	69.365 69.365	68.590 68.590	68.275 68.275	67.680 67.680	67.250 67.250	66.250 66.250	66.000
Length (m)		21.557	24.505	19.226	18.626	13.998	32.742	20.103	
Dia (mm)		100	150	150	150	150	150	150	

FOUL WATER LONG SECTION 1

SCALE 1:500



KEY PLAN
SCALE 1:500



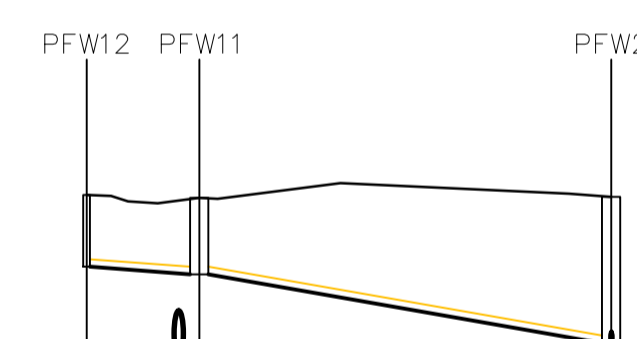
Vert exaggeration = 5.0

Datum = 66.0

Link Name		2.000	1.006	2.001	
Slope (1:X)		1:80.4	1:75.3		
Cover Level (m)		69.619	69.136	69.141	
Invert Level (m)		67.825	67.400 67.400	67.250	
Length (m)		34.161	11.294		
Dia (mm)		100	150		

FOUL WATER LONG SECTION 2

SCALE 1:500



Vert exaggeration = 5.0

Datum = 65.0

Link Name		3.000	3.001	
Slope (1:X)		1:74.5	1:29.9	
Cover Level (m)		68.210	68.171	68.367
Invert Level (m)		67.260	67.160 67.160	66.250
Length (m)		7.452	27.254	
Dia (mm)		100	100	

FOUL WATER LONG SECTION 3

SCALE 1:500

C01	ISSUED FOR CONSTRUCTION	ADP	WTF	12.02 2023
Rev.	Description	By	Chkd.	Date

CONSTRUCTION

G.D.C. Partnership Consulting Engineers

THIRD FLOOR
29 LONDON ROAD
BROMLEY
KENT, BR1 1DG (UK)
Tel: +44(0)20 8460 2160
Fax: +44(0)20 8313 3122
www.gdcpartnership.co.uk

Client
ENTERPRISE RESIDENTIAL DEVELOPMENT LTD

Project
HOME FARM DANE END, WARE

Title
FOUL DRAINAGE LONG SECTIONS

Drawn	ADP	Chkd.	WTF	Appd.	DSM
Scale	1:500 @A1	Drg. No.		Rev.	
Project No.	8744	GDC-00-XX-DR-S-1024	C01		