





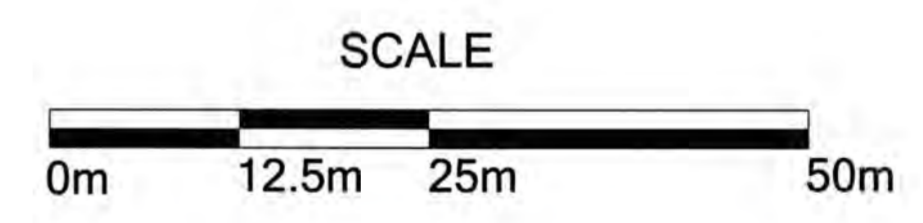
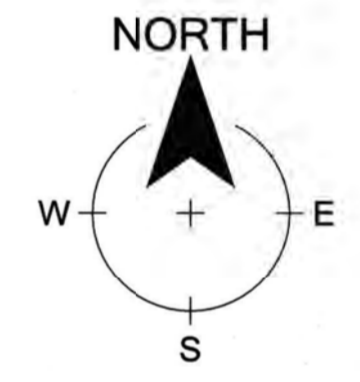




**Legend**

-  **Betula pendula (silver birch)**
-  **Fagus sylvatica (beech hedges)**
-  **Grass area**
-  **Gravel**
-  **Wildlife pond with central area of 900mm min water depth**
-  **2m high stone wall**



 <p><b>BOWER</b> HOMES IN HARMONY <b>MAPSON</b></p>	<p><b>Willow House</b> 7 The Avenue Stanton Fitzwarren Wiltshire SN6 7SE</p>	<p>Use Written dimensions in preference to scaled.</p>
	<p><b>Tel: 01793 763587</b> <b>Fax: 01793 764437</b></p>	<p><b>FOUL DRAINAGE ARRANGEMENT</b> <b>ABBAY GARDENS, LADY LANE,</b> <b>BLUNSDON, SWINDON, SN25 2DW</b></p>
	<p><b>Email: info@bowermapson.co.uk</b></p>	<p><b>Web: www.bowermapson.co.uk</b></p>
	<p>Date: November 2023</p>	<p>Scale: 1:500 @ A2 Drg. No. 75/90</p>