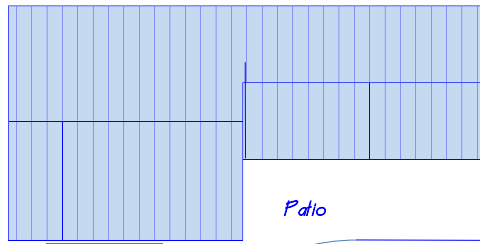




No.20 The Green,
Stoke Gifford

1.2m high wall with 600mm high timber fence topping



Patio

1.8m high
timber fence

Garage
access

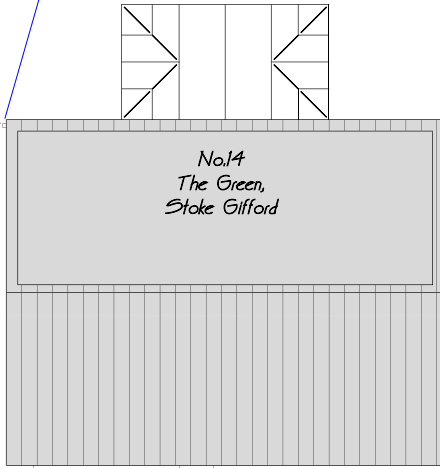
1.2m Wall



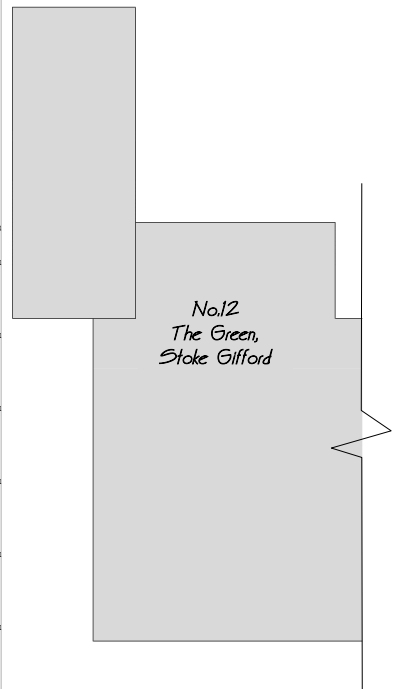
Lawn



No.16
The Green,
Stoke Gifford



No.14
The Green,
Stoke Gifford



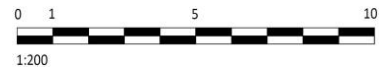
No.12
The Green,
Stoke Gifford

Existing
Driveway

The Green, Stoke Gifford



EXISTING BLOCK PLAN 1:200



**REPLACEMENT GARAGE AND GARDEN ROOM AT
14 THE GREEN, STOKE GIFFORD, BRISTOL B34 8PD**

DRAWING No. BR 03 - PROPOSED BLOCK PLAN
Rev: A 00/00/202? -

SCALE 1:200

MARCH 2024