

<p>KD BROS CONSTRUCTION LTD</p> <p>CONSTRUCTION PHASE HEALTH AND SAFETY PLAN RESIDENTIAL DEVELOPMENT, WIGTON LANE, LEEDS</p>
--

SECTION 1.0 **Description of project:**

Note: A copy of the Pre-construction Information document is appended in section 6.0.

- 1.1 Project description and programme details including any key dates.
- 1.2 Details of client, Principal Designer, designers, principal contractor and other consultants.
- 1.3 Extent and location of existing records and plans that is relevant to health and safety on site, including information about existing structures when appropriate.
- 1.4 Arrangements for reviewing, updating and revision of the Health and Safety Plan as work progresses.

SECTION 2.0 **Management of the work:**

- 2.1 Management and structure and responsibilities.
- 2.2 Health and safety goals for the project and arrangements for monitoring and review of health and safety performance.
- 2.3 **Arrangements for:**
 - 2.3.1 regular liaison between parties on site;
 - 2.3.2 consultation with the workforce;
 - 2.3.3 the exchange of design information between the client, designers, Principal Designer and contractors on site;
 - 2.3.4 handling design changes during the project;
 - 2.3.5 the selection and control of contractors;
 - 2.3.6 the exchange of health and safety information between contractors;
 - 2.3.7 site security;
 - 2.3.8 site induction;
 - 2.3.9 on-site training;
 - 2.3.10 welfare facilities and first aid;
 - 2.3.11 the reporting and investigation of accidents and incidents including near misses;
 - 2.3.12 the production and approval of risk assessments and written systems of work;
 - 2.3.13 site rules (including drug and alcohol policy);
 - 2.3.14 fire and emergency procedures;

SECTION 3.0

Arrangements for controlling significant site risks:

3.1

Safety risks, including:

- 3.1.1 delivery and removal of materials (including waste*) and work equipment taking account of any risks to the public, for example during access to or egress from the site;
- 3.1.2 dealing with services – water, electricity and gas, including overhead power lines and temporary electrical installations;
- 3.1.3 accommodating adjacent land use;
- 3.1.4 stability of structures whilst carrying out construction work, including temporary structures and existing unstable structures;
- 3.1.5 preventing falls;
- 3.1.6 work with or near fragile materials;
- 3.1.7 control of lifting operations;
- 3.1.8 the maintenance of plant and equipment;
- 3.1.9 work on excavations and work where there are poor ground conditions;
- 3.1.10 work on wells, underground earthworks and tunnels;
- 3.1.11 work on or near water where there is a risk of drowning
- 3.1.12 work involving diving;
- 3.1.13 work in a caisson or compressed air working;
- 3.1.14 work involving explosives;
- 3.1.15 traffic routes and segregation of vehicles and pedestrians
- 3.1.16 storage of materials (particularly hazardous materials) and work equipment;
- 3.1.17 any other significant safety risks;

3.2

Health risks, including:

- 3.2.1 the removal of asbestos;
- 3.2.2 dealing with contaminated land;
- 3.2.3 manual handling;
- 3.2.4 use of hazardous substances, particularly where there is a need for health monitoring;
- 3.2.5 reducing noise and vibration;
- 3.2.6 work with ionising radiation;
- 3.2.7 exposure to UV radiation (from the sun);
- 3.2.8 any other significant health risks;

SECTION 4.0

The health and safety file:

4.1

Layout and format.

4.2

Arrangements for the collection and gathering of information.

4.3

Storage of information.

SECTION 5.0

Project Method Statements/General Sequences of Works:

SECTION 6.0

Appendices documents:

**SECTION
1.0**

1.1 Project description and programme details including any key dates:

KD Bros Construction Ltd are to undertake the construction works at South Lawns, Wigton Lane Alwoodley LS17 8SJ


A general description of the work is as follows:

Demolition of existing 5 bed detached dwelling and replaced with a 16 bed detached family dwelling

Commencement: TBC

Duration: TBC

1.2 Details of client, Principal Designer, designers, principal contractor and other consultants:



1.3 Extent and location of existing records and plans that is relevant to health and safety on site, including information about existing structures when appropriate.

All the relevant information such as Architects drawings, Topographical, Ecology, Engineering, Planning, Drainage, surveys, Site investigations and other related documents, have been transferred to KD Bros Construction Ltd.

Prior to carrying out further site levelling, reduced level digging and excavations for new foundations and services etc., KD Bros Construction Ltd will ensure that any information given in any drawing and/or survey etc. will be used as a guide only and will carry out trial digging and CAT scanning in order to plot any services that might cross the site.

Note: Any further information that is relevant will be passed to KD Bros Construction Ltd during the construction phase as it becomes available.

1.4 Arrangements for reviewing, updating and revision of the Health and Safety Plan as work progresses

This Construction Phase Health and Safety Plan will be reviewed, updated and revised as the project progresses, the aim of reviewing the plan is to ensure that it remains fit for purpose at all stages and the review process will also involve:

- * the contractors who are most likely to see if the arrangements for controlling health and safety risks are working;
- * the principal designer and designers when changes in designs during the construction phase have implications for the plan;

The general process is as follows:

Initial review prior to issue

Once the initial plan has been developed and created, it is submitted to the Client for review against CDM 2015, usually by the Clients' Health and Safety Advisers or the Principal Designer.

Periodic review

- * Once the plan has been accepted by the Client, it is then issued to site and becomes a "live" working document, being updated and developed on regular basis, for example by the addition of Risk Assessments and Method Statements being added to the appendices sections as they are received on site, having firstly themselves having been reviewed and accepted as suitable for the intended works. By this method, the plan is developed from time to time throughout the project

- * The plan is also reviewed, developed and revised in areas that can change during the course of the project – for example, the site fire risk assessment may need to be updated as the construction profile changes with the addition or alteration of buildings / parts of buildings. Similarly, there may be changes to the design, which may in turn result in review and adaptation and / or revision and amendments to existing Risk Assessments and method Statements

Management review process

- * The plan may also be formally reviewed at Contract Management and/or Client/Designer progress meetings throughout the project period.
- * The plan can be checked for evidence of having been adapted and updated, during routine health and safety assessment visits, either by the company's own Safety Advisers or the Client's appointed Safety Advisers.

SECTION 2.0

Management of the work:

2.1 Management and structure and responsibilities:

KD Bros Construction Ltd will ensure that the project is managed at all to ensure that the work is carried out in a satisfactory manner paying particular attention to the health, safety and welfare of the operatives on site, and the management of the project will be as follows:

Harpal Singh will be the Contracts Manager, he will have overall control and will make regular visits to the site to liaise with the Site Manager who will be responsible for ensuring that safe working procedures maintained at all times, and if he is absent for any reason a deputy Site Manager will cover the site for the period of absence.

Contacts: Harpal Singh **Tel** (Contracts Manager) **Mob:** 07361149698

2.2 Health and safety goals for the project and arrangements for monitoring and review of health and safety performance.

In addition to KD Bros Construction Ltd's own internal safe working procedures, all relevant statutory legislation and instruments will be adhered to in order to protect the Health, Safety and Welfare of all those employed on the site - refer to the list below:

- * The Health and Safety at Work etc. Act 1974.
- * The Reporting of Injuries, Diseases and Dangerous Occurrences Regulations 2013.
- * Construction (Design and Management) Regulations 2015.
- * The Management of Health and Safety at Work Regulations 1999.
- * Health and Safety (First Aid) Regulations 1981.
- * The Provision and Use of Work Equipment Regulations 1998.
- * The Lifting Operations and Lifting Equipment Regulations 1998.
- * The Electricity at Work Regulations 1989.
- * The Personal Protective Equipment at Work Regulations 2022.
- * The Manual Handling Operations Regulations 1992 (amended 2002).
- * The COSHH Regulations 2002 (amended 2003 and 2004).
- * The Control of Noise at Work Regulations 2005.
- * The Control of Vibration at Work Regulations 2005.
- * The Control of Asbestos Regulations 2012.
- * The Work at Height Regulations 2005.
- * BS5975:2019 Code of Practice for Temporary Works Procedures and the Permissible Stress Design of Falsework.

Scaffolding:

- * NASC TG20:13 Guide to Good Practice with Tube and Fittings.
- * NASC SG4:15 Preventing Falls in Scaffolding Operations.
- * NASC SG9:21 Use, Inspection and Maintenance of Lifting Equipment and Accessories for Lifting in Scaffolding.

HSE Publications:

- * INDG 136 Working with Substances Hazardous to Health.
- * HSE L153 Managing Health and Safety in Construction.
- * HSG 168 Fire Safety in Construction.
- * HSG 151 Protecting the Public - Your Next Move.
- * HSE CIS 36 Construction Dusts.
- * HSE CIS 69 Construction Dust Tool Extraction.
- * HSE L132 Control of Lead at Work.
- * HSE L113 Safe Use of Lifting equipment.

Note: The list is not exhaustive but highlights the main legislation and instruments covering the construction work, also Strathmore Services Ltd will carry out safety inspection of the site at the required intervals during construction.

2.3 Arrangements for:**2.3.1 regular liaison between parties on site;**

KD Bros Construction Ltd will continue with the usual meetings normally held between the key participants of the project i.e. the Client, Principal Designer, Principal Contractor, Architect and Structural and M&E consultants.

During this meeting future liaison between parties on site will be discussed so that prior to commencement of work the route of direct communication, frequency and location for future site meetings will be agreed, also how the still ever-present risks associated with Covid-19 (Coronavirus) will be managed and achieved.

2.3.2 consultation with the workforce;

As the project progresses, it will be KDBros Construction Ltd's duty to instigate and maintain regular site meetings with the sub-contractors involved, the purpose of these meetings will be to discuss any issues arising with regard to the project and any health and safety issues applicable to the site in general. Where any health and safety matters arise from the site meetings which cannot be dealt with on site then the company safety advisor - will be asked to visit the site to give advice on the relevant matter; all site meetings will be minuted and a copy entered into the Construction Phase Health and Safety Plan.

Note: Also on the meeting agenda will be reports on how sub-contractors operatives are coping with the ongoing co-ordinated approach to safety with regard to the still ever-present risks associated with Covid-19 (Coronavirus).

2.3.3 the exchange of design information between the client, designers, Principal Designer and contractors on site;

Anyone involved in any “Design” issues of the project will be responsible for ensuring that information such as drawings, structural calculations and design risk assessments etc. are passed to all relevant parties that are involved with the project, and where required this information will be translated into risk assessments and method statements by the Principal Contractor and issued to the site operatives.

2.3.4 handling design changes during the project;

KD Bros Construction Ltd will not make any changes to the design of the project; however where it is found that changes need to be made then KD Bros Construction Ltd will inform the Principal Designer.

Where any change in the design made by the “designers” introduces a significant or altered risk for the work activity, then it will be their responsibility to provide further “Design Risk Assessments”.

All “Design Risk Assessments” will be issued to KD Bros Construction Ltd which will then be used to produce further detailed risk assessments and method statements that are “site specific” which can be passed onto the operative(s) carrying out the work.

2.3.5 the selection and control of contractors;

All sub-contractors who work for KDBros Construction Ltd are selected after having attended an interview at KD Bros Construction Ltd’s office where they will demonstrate that they are fully aware of the Health and Safety issues involved in the work they are to carry out, and illustrate the procedures they intend to employ to comply with them.

To ensure that sub-contractors employed by KD Bros Construction Ltd are aware of any significant hazards associated with the site, they will be issued with all relevant information on the general hazards and risks associated with the works, this is so it will assist in improving safety awareness on the site.

2.3.6 the exchange of health and safety information between contractors;

Sub-contractors will provide to KD Bros Construction Ltd risk assessments and method statements for their work, and also projected time scales so that works can be “programmed in” accordingly, this will ensure that any high-risk activities can be identified early and phased in when it would least affect those working on the site.

All sub-contractors will submit their risk assessments and method statements for the works they are involved with before they commence work on site, and this will allow ample time for the Contracts Manager to review the submitted documents and request amendments if required.

2.3.7 site security;

All the existing site boundaries have been protected with 2mtr high Heras type security fencing in order to deter unauthorised access, this was erected by the previous Principal Contractor and will remain in place.

All vehicular access into the construction site will be made via the lockable gates which are set into the Heras security fencing surrounding the site.

2.3.8 site induction;

The Site Manager will ensure that all operatives are given a site-specific safety induction procedure applicable to this project, which will also be given to anyone visiting the site for reasons other than carrying out work.

Before accessing the work activity area all operatives and visitors to the site will sign “in” the site register, and then when leaving the site they will sign “out” of the site register - this signing “in and out” procedure is particularly relevant, for if there were a fire on site it ensures that the numbers on site can always be accounted for.

Note: There is still the ever-present risk from Covid-19 (Coronavirus) and hygiene procedures will be included in the site induction on the importance of regular hand sanitising; hand sanitiser dispensers will be located in the toilet and welfare area and at the signing in register point.

2.3.9 on-site training;

KD Bros Construction Ltd will not allow anyone to carry out any task that they are unfamiliar with and/or they have had no training for, and the Site Manager will ensure that safety instructions and information in the form of Risk Assessments and Method Statements are provided where required and issued to the operatives before commencement of work.

KD Bros construction Ltd requires all sub-contractors to provide properly trained and competent operatives for their particular work activities and to ensure that this is achieved an assessment form (see appendices section) requesting safety information will be sent to sub-contractors prior to awarding them the work.

Note: Where foreign labour is employed from an Agency, for example, the Agency must ensure that the operatives are able to speak and understand English so that any verbal instruction and/or warnings are not misunderstood.

2.3.10 welfare facilities and first aid;

Please see attached site drawing

Welfare:

KD Bros Construction Ltd will provide specific welfare facilities which conform to all present legislation i.e. Schedule 2 of the Construction (Design and Management) Regulations 2015; the welfare will have:

- * a designated room for the taking of food that has heat, light, power, seating and tables;
- * washing facilities with hot water, liquid soap and paper towels;
- * toilet facilities with sufficient WC's and urinals;
- * fresh drinking water, facilities for boiling water (electric kettle) and a means of heating food (microwave oven);

The lifting of legal restrictions, including social distancing requirements came into force from 19 July 2021 and therefore the CLC guidance is no longer current, however the CLC Site Operating Procedures Version-7 and the Branch Operating Procedures will remain available as **reference documents only**, and the seating arrangements within the welfare area **do not** need to conform to the requirements of social distancing.

The welfare and toilet areas cleaning regime will include regular sanitising of these areas, and hand sanitiser dispensers will be placed in the welfare and toilet areas for personal use.

The welfare areas will have food bins with plastic bag liners and lids, and after operatives have finished their breaks, they will ensure that they remove all food waste and food wrappings from tables and place them in the bins provided; the food bins will be emptied and sanitised regularly.

First aid:

First aid kits will be kept in the site cabin, and whilst works are being carried out KD Bros construction Ltd will ensure that a qualified person will be on site during all working hours, this role will be fulfilled by the Site Manager - TBA - who holds a "First Aid" certificate.

Note: Should a situation arise where the Site Manager is absent from site, a qualified first aider will be sent to cover the site for the period of absence - *it is also required that sub-contractors have first aid trained operatives on site* - so continuity of cover will always be available.

In the event that a serious injury is sustained by an operative the Site Manager must be informed immediately as he is the 'First Aider', he will then assess the situation and call for an ambulance to transport the injured operative to a Hospital A&E department if required - refer below:

St James University Hospital Tel: 0113 243 3144
Beckett Street
Leeds
West Yorkshire
LS9 7TF

The transporting of injured operatives to Hospital by private vehicle should only be done on the expressed opinion of the "First Aider", and an ambulance needs to be summoned if the injuries are of a more serious nature and/or life threatening.

2.3.11 the reporting and investigation of accidents and incidents including near misses;

All accidents no matter how minor will be reported initially to the Site Manager, who will ensure that it is reported to the Contracts Manager and recorded in line with the requirements of the company "Safe Working Procedures Manual", also the site accident book will conform to the requirements of the Data Protection Act in that the personal information about individuals can be easily detached for storage in an alternative secure location, and the Principal Designer will be informed as soon as practicable.

Should the accident be of a more serious nature and require subsequent investigation, then the company safety advisor - Strathmore Services Ltd - will assist in the investigation and reporting those that are notifiable under the "Reporting of Injuries, Diseases and Dangerous Occurrences Regulations 2013" without delay.

The reporting procedure has now moved to a predominantly online system, with a suite of seven forms available on HSE's website to make the statutory reporting process quick and easy as detailed below:

Ways to report an incident at work Online:

Complete the appropriate online report form listed below, the form will then be submitted directly to the RIDDOR database and you will receive a copy for your records:

- * Report of an injury
- * Report of a dangerous occurrence
- * Report of an injury offshore
- * Report of a dangerous occurrence offshore
- * Report of a case of disease
- * Report of flammable gas incident
- * Report of a dangerous gas fitting

Telephone and reporting out of hours:

All incidents can be reported online but a telephone service remains for reporting fatal and major injuries only - call the Incident Contact Centre on 0845

300 9923 - opening hours Monday to Friday 08.30 am to 17.00 pm.

The HSE and local authority enforcement officers are not an emergency service, more information on when, and how, to report very serious or dangerous incidents, can be found by visiting the HSE out of hour's webpage.

Note: There is no requirement under RIDDOR (The Reporting of Injuries, Diseases and Dangerous Occurrences Regulations 2013) to report incidents of disease or deaths of members of the public, patients, care home residents or service users from COVID-19.

The reporting requirements relating to cases of, or deaths from, COVID-19 under RIDDOR apply only to occupational exposure, that is, as a result of a person's work, and you should only make a report under RIDDOR when one of the following circumstances applies:

- * an accident or incident at work has, or could have, led to the release or escape of coronavirus (SARS-CoV-2) - this must be reported as a dangerous occurrence;
- * a person at work (a worker) has been diagnosed as having COVID-19 attributed to an occupational exposure to coronavirus - this must be reported as a case of disease;
- * a worker dies as a result of occupational exposure to coronavirus - this must be reported as a work-related death due to exposure to a biological agent;

2.3.12 the production and approval of risk assessments and written systems of work;

The Site Manager will ensure that copies of specific risk assessments and method statements are retained in Sect: 5.0 of this CPHSP, and all sub- contractors will submit their risk assessments and method statements to KD Bros Construction Ltd before commencing work; this will allow the Contracts Manager to review submitted documents and request amendments if required.

2.3.13 site rules (including drug and alcohol policy);

The following site-specific rules apply to this project:

- * A signing “**in and out**” procedure will be applicable to this site and all operatives and any visitor must sign “**in and out**” of the register.
- * Mandatory PPE will be worn by all operatives and any visitor whilst on site i.e. safety footwear; safety helmets and hi-visibility clothing; other PPE will be worn as dictated by the work activity.
- * Smoking/Vaping will not be allowed anywhere on the site.
- * Radios will be allowed with the volume kept to a minimum.
- * Mobile phones must not be used while operating plant or working at height.
- * Anyone suspected of being under the influence of drink and/or drugs (prescription drugs aside, provided they do not impair the senses) will be temporarily removed from site and will be subject to further investigations/assessments, and any necessary help will be provided to the individual.
- * No unsupervised or lone working will be allowed.
- * Burning of waste material is not permitted on site.
- * If ladders are used to access external scaffolding they must be removed if practicable or fitted with lockable ladder guards at the end of each working shift.
- * If stair towers are used to access external scaffolding they must be fitted with lockable gates.
- * All plant operators will ensure that they remove starter keys from plant and machinery and activate any alarm systems fitted.

2.3.14 fire and emergency procedures;

Note: This section should be read in conjunction with the site fire risk assessment prepared separately by the Contracts Manager.

Preventing fire:

a. Reducing the amount of combustible material:

Materials required for the project particularly during the 1st and 2nd fixing stages of internal areas will be brought to site as needed and waste packaging disposed of daily, and by adopting these measures it will avoid an unnecessary build-up of materials that could increase the fire risk particularly within internal areas of the individual buildings.

b. The changing flammability of materials as they are used:

The daily “cleaning up” regime will aim to keep dust to a minimum so as not to create enhanced risk where the dust could settle and increase the flammability of materials or structures on site.

c. General requirements for storage of all combustible materials:

Where a fuel storage facility is to be maintained it will comply with the following requirements:

Storage of diesel fuel for the site plant and machinery will be in a self-bunded tank with the bund having sufficient capacity to hold the contents of the whole tank + at least 10%, bunds will be totally liquid tight and not allowed to fill with water and/or waste material.

Fuel for portable tools and equipment e.g. two stroke fuel, will be transported and kept in containers specifically for that use and marked accordingly; the two- stroke fuel will be stored in a lockable “Flam Vault” at the end of the working day.

Any large LPG cylinders will be stored away from fuel storage areas in lockable cages open to the air, and appropriately worded warning signs i.e. “Highly Flammable Liquids/Gasses” “No Smoking” or “Naked Flames” will be displayed at fuel and LPG storage points and during any refuelling of plant and machinery a fire extinguisher of the required type i.e. CO₂ and/or powder, will always be to hand.

d. Storage of more volatile flammable materials:

Small LPG cartridges for gas torches of the type used by plumbers will be brought onto site as part of their tools and equipment and will be removed at the end of each working day, and any flammable liquids required such as paints and solvents will be brought onto site daily and on completion of works will be removed from the work activity area and site.

e. Rubbish disposal:

The removal and clearance of building waste/rubbish to the waste skip(s) will be a continuous task every day, as the aim generally is to only have in the building materials that are in use or soon to be used and to keep all areas of the work activity and walkways free of rubbish, in particular, rubbish will not be allowed to accumulate or be left un-cleared; sub-contractors will be briefed about avoiding waste build up at their site induction.

f. Protective coverings:

In the later “fitting out” stages of the internal areas of the buildings, fixtures and fittings and floor coverings etc. will very likely be delivered to site packaged in protective coverings, which may be flammable and therefore add to the fire risk, therefore where protective coverings are not to a “flame retardant specification” it will be removed before storage and packaging disposed of into the waste skips.

Note: Advance delivery of such items to site by sub-contractors will be closely controlled by the Site Manager in order to ensure that the above is not compromised by “too early” deliveries!

g. Scaffold sheeting:

Any scaffold sheeting must comply with a flame-retardant standard i.e. “[Loss Prevention Standard LPS 1215](#)” which satisfies the flame-retardant criteria.

h. Handling more volatile flammable substances:

It is not anticipated that there will be any large quantities of LPG or highly volatile materials or processes during the project, however, as painting and decorating is included in the contract and where the specification calls for paints that are flammable by nature, they will be removed by the operatives from the work activity areas and site.

i. LPG:

The plumbing and heating contractor will need to use LPG for certain parts of the installation of plumbing and heating systems, and this will be closely controlled by applying KD Bros Construction Ltd’s own [Safe Working Procedure - Permit to Work](#) - issued by the Site Manager to the individual sub-contractor, who will return it to the Site Manager on completion of work for signing off.

j. Precautions for all uses of LPG:

LPG will not generally be used on the project other than during plumbing and heating works, and the plumbing and heating sub-contractor will submit his detailed method statement for the works and this will be checked by the Site Manager to see that it reflects the requirements of this section of the safety plan.

The method statement must include the plumbing and heating sub-contractor having fire extinguisher to hand and also protective pads in place when using LPG torches, and also mention the removal of LPG cartridges from the building at the end of every work shift or least at the end of every working day.

Note: All hot works will cease 1 hour before the end of the working day and the areas checked by the Site Manager before leaving site for the day.

k. Precautions for some particular uses of LPG:

There will be no LPG equipment such as gas fires, bitumen boilers, cooking appliances, gas rings for kettles or anything similar on site; welfare facilities will be electrically powered.

l. Demolition:

The existing property to be demolished with reference to:-

- Falls from height
- Falling materials
- Fire
- Noise and vibration
- Traffic management
- Uncontrolled collapse
- Risks from Connected services
- Haqzardous materials

Reducing ignition sources:

m. Smoking/Vaping:

There will be 'No Smoking/Vaping' allowed on the site or in the work activity areas, which will be rigorously enforced as both a safety measure and to comply with workplace legislation - however designate areas of the site will be set aside for operatives to smoke/vape.

Anyone caught smoking/vaping on the site or in the work activity areas will be subject to KD Bros construction Ltd's own internal disciplinary procedure, and sub-contractor's employees will be asked to leave site and the matter will be reported to the person's employer - everyone will be reminded about the smoking/vaping rule during their site induction.

n. Site machinery and equipment:

There will be a need for site machinery for carrying out site clearance, reduced level digging and for digging excavations for new services and foundations.

All site machinery will be under the control of an operator who will be fully trained and certificated on the type of site machinery being used and the operator will be responsible for ensuring that the site machinery is in good order and properly maintained and inspected at the specified intervals - a daily visual check will be made before commencing work.

Fuel for the site machinery will be either in the fuel tank itself or stored in the re-fuelling facility - refer to item "c. General requirements for storage of all combustible materials" - and fuel for small equipment will be in sealed purpose made fuel containers which will be stored in a lockable flameproof cabinet.

Note: Refer to Sect: 3.1.8 with regard to small electrical power tools and equipment.

o. Use of oxy-fuel equipment:

It is not envisaged that there will be a requirement to use oxy-fuel gas equipment, however should this situation change, this section will be amended as required.

p. Electrical installation:

Temporary electrical supply point(s) will be installed in secure housing(s) on the site in order to provide power - rated at 110volt - and will be set-up and installed by KD Bros Construction Ltd's competent electrician who will ensure that this temporary supply is maintained in a safe condition at all times - no one will make any "ad- hoc" additions to this supply.

A 110volt electrical supply splitter box will be placed in a convenient location within the confines of the internal work activity areas of each building, so that 110volt electrical leads can take power from the splitter box to different areas of the work activity - **Note:** all power tools and equipment will be rated at 110volt and no 240volt equipment will be allowed on site.

Temporary lighting provided on site will always be positioned well away from combustible materials and will be routed at high level where necessary to minimise the risk of damage, the lighting will generally be of the low voltage LED festoon type - **Note:** the use of unprotected quartz halogen type task lighting is strictly prohibited in internal areas.

All connections in to electrical mains boards will be carried out in accordance with KD Bros Construction Ltd's own Safe Working Procedure - Permit to Work - issued by the Site Manager to the sub-contractor, which will be returned to the Site Manager on completion of works for signing off.

q. Bonfires:

No burning of waste materials for whatever reason will be allowed on the site.

r. Arson and site security:

To deter unauthorised access to the site, the previously Heras type security fencing c/w netting will be left in place along all the site boundaries, and in addition the site will be monitored 24/7 by CCTV - refer also to Sect: 2.3.7 site security - and as the works progress to the fitting out stages of the individual buildings and doors and windows are fitted, they will be locked at the end of each working day; access ladders to scaffolding will either be removed from the ground to first lift levels and/or lockable ladder guards fitted.

General fire precautions:**s. Means of escape:**

The Site Manager will draw up an escape route sketch plan of each building which will be posted in the relevant building - which will be amended as the internal works progress - and fire escape route sketch plans will be referred to in the site safety induction so that all operatives are fully aware of them

All operatives will be reminded that escape routes need to be kept clear of any obstructions so that they are freely available to use at any given time, and by the above arrangement, any person confronted by a fire can turn away from it to a place of safety.

t. Emergency signs:

The Site Manager will ensure that temporary emergency sign(s) i.e. standard regulation size green and white pictogram style - photo-luminescent signs should be considered in low light areas - will be fitted above all escape route doors, and positioned so that they can be clearly seen by anyone within the confines of the building they are working in.

u. Fire alarms:

During any remaining groundworks stages this will not be an issue, however, as the construction of the buildings progresses the Site Manager will ensure that a means of warning operatives of an outbreak of fire is installed on the site with "fire points" placed in strategic positions around the construction area.





The type of fire alarm will be distinctive and loud enough to be heard by anyone working in any of the building(s) and loud enough to be heard over the ambient noise being emitted from the work activity - **Note:** the types of temporary fire alarm range from individual fire alarm trolleys to wireless linked alarms with a singular control system that can connect to multiple alarm points.

v. Fire-fighting equipment:

In case of a general fire outbreak, at least 1 No. water or foam fire extinguisher for general fires and 1 No. CO² extinguisher for electrical fires will be provided in each work activity area, and each fire extinguisher will carry a certificate showing that it is fully up to date and tested and ready for use, all the extinguishers will be mounted or placed at readily available points so that they can be immediately to hand if needed.

Note: As previously stated, the plumbing and heating contractor will carry a separate small fire extinguisher and keep it close at hand (i.e. at the place where he is working), again properly tested and fully up-to date and ready for use.

Types of extinguisher in use:

<p><u>WATER</u> Use on wood, paper, textiles etc</p>  <p>Solid red colour</p>	<p><u>CARBON DIOXIDE (CO₂)</u> Use on flammable liquids, electrical fires</p>  <p>Red with black band or patch</p>	<p><u>FOAM</u> Use on flammable liquids</p>  <p>Red with cream band or patch</p>	<p><u>DRY POWDER</u> Use on flammable liquids and electrical fires</p>  <p>Red with blue band or patch</p>
<p>DO NOT use on liquid electrical or metal fires</p>	<p>DO NOT use on metal fires</p>	<p>DO NOT use on electrical or metal fires</p>	<p>DO NOT use on metal fires</p>

Note: Operatives are reminded that they must only use the fire extinguishers to aid their means of escape and never put themselves at risk by attempting to fight the fire which must be left to the emergency services.

w. Compartmentation:

The internal areas of the buildings will be subdivided into several rooms and the Site Manager will ensure that operatives are made aware of any “dead ends”, and will monitor the construction to ensure that there are no work areas from which any operative cannot turn away from and escape to a place of safety.

x. Emergency lighting:

The Site Manager will ensure that all routes that are dedicated as a fire escape will have temporary none-maintained emergency light fitted.

Emergency procedures:

y. Site fire risk assessment:

The Contracts Manager is responsible for ensuring that a “Site Fire Risk Assessment” is prepared for the project which will become part of this safety plan and located in the site office, also the contents of the fire section of the safety plan will be discussed in the site safety induction.

Note: A copy of the “Site Fire Risk Assessment” will be included in the appendices (Section 6.0) of this Construction Phase Health and Safety Plan, which includes:

- * Fire escape route sketches.
- * Fire drill rules.
- * Site general fire rules.

Important Note:

The Contracts Manager is responsible for reviewing and updating the “Site Fire Risk Assessment” as necessary to suit the progress of the works and the changing configuration of the buildings on both sites.

z. Fire wardens:

The Site Manager will be the principal “Fire Warden” and he can also designate an operative to be a “Deputy Fire Warden” if required to assist in the responsibility of checking daily that all fire precautions are being adhered to and that all firefighting equipment and fire alarms are tested and any faulty equipment is repaired or replaced as necessary.

a1. Liaison with the fire services:

The Site Manager will ensure that none of the site associated vehicles and/or works under his control affects the access requirement to the site.

b1. Monitoring GFP’s and fire practices:

Escape routes, fire extinguisher points, fire alarm system and call points, fire escape signage and routes sketches, fire escape routes onto and from the scaffold will be checked every working day by the Site Manager as a part of daily routine on site - fire will be covered in the site safety induction sessions.

c1. Fire instruction notices:

Fire instruction notices will be posted in the welfare facility and at suitable places around the buildings as part of the signage.

d1. Information, instruction and training:

Anyone requiring access to the work activity area will receive a formal site safety induction from the Site Manager, and the site safety induction will include the general site fire precautions and fire alarm, fire drill and escape arrangements.

Temporary accommodation units:

e1. Siting and fire integrity of TAU's:

Temporary accommodation units will be used for welfare and administration requirements, and where these are "hired in" KD Bros Construction Ltd will ensure that they comply with the general fire precautions and current guidance in force, as this is particularly important if it is decided to use the TAU's in a "double stacked" arrangement, where attention would have to be paid to:

- * fire protection between floors;
- * means of escape;
- * raising the alarm;
- * fire-fighting equipment;

f1. Sleeping accommodation:

Not applicable on this project.

**SECTION
3.0
Arrangements for controlling significant site
risks:**

3.1 Safety risks, including:

3.1.1 delivery and removal of materials (including waste) and work equipment taking account of any risks to the public, for example during access to or egress from the site;

KD Bros Construction Ltd will ensure that Wigton Lane and subsequent roads leading to it outside the site, will be maintained in a safe condition and clear of detritus material at all times.

- * a wheel-wash and vehicle clean off point will be located on the exit route, close to the site entry/exit point where a mobile pressure washer will be available to clean any mud off vehicles before they leave site - refer to section of site plan below;
- * a drainage channel/soak away will be formed at the site entrance for water to drain away and to prevent it from running on to the adjacent road;
- * a road sweeper will be used to regularly clean detritus material from the road outside the site;

The Site Manager will liaise with builder's merchants and the skip hire company as to when their vehicles can attend site, and all delivery drivers will be instructed to telephone the Site Manager before attending site.

Delivery of any material and waste skip deliveries and collections will be supervised by a banksman when entering and leaving site, and the banksman will assist the driver(s) when making turning and reversing manoeuvres, so there can be no risk to operatives on the site and to pedestrians and vehicles using the footpath and road outside the site.

3.1.2 dealing with services - water, electricity and gas, including overhead power lines and temporary electrical installations;

KD Bros Construction Ltd will refer to all the information provided with regard to the relevant services that run across the site, and where future digging is still required, will carry out trial digging and CAT scanning in accordance with HSE Guidance HSG 47.

Any buried services across the site will be marked prior to carrying out reduced level digging and excavations for foundations etc., a banksman will be in attendance when ground works excavations are being carried out to assist the machine operator and further expose buried services by hand digging.

3.1.3 accommodating adjacent land use;

The site is located within a high-density residential area, and KD Bros Construction Ltd will as far as is reasonably practicable ensure that the work being carried out does not significantly affect the local residents, and will always endeavour to keep site traffic movements to an absolute minimum.

The Site Manager will ensure that noisy, dusty and/or hazardous activities are programmed so as to minimise noise nuisance and disruption, and that site work hours are kept to 07.30 to 16.30 Monday to Friday, and 08.30 to 13.00 on a Saturday.

3.1.4 stability of structures whilst carrying out construction work, including temporary structures and existing unstable structures;

Temporary works can be described as providing an 'engineered solution' that is used to support or protect either an existing structure or the permanent works during construction, or to support an item of plant or equipment, or the vertical sides or side-slopes of an excavation during construction operations on site or to provide access.

It is used to control stability, strength, deflection, fatigue, geotechnical and hydraulic effects within defined limits, and all temporary works will comply with "BS5975:2019 Code of Practice for Temporary Works Procedures and The Permissible Stress Design of Falsework", and KD Bros construction Ltd will provide a competent "Temporary Works Co-ordinator", to oversee and inspect any temporary supporting structures required.

3.1.5 preventing falls;

Access equipment:

During the works access equipment will be used to reach higher working levels and the Site Manager will ensure that all access equipment in use conforms to Class 1 specification - no domestic quality equipment be allowed.

Step ladders

Will be used fully opened and positioned in such a way so as to prevent the user having to over-reach to complete the task safely, and although not mandatory the use of "podium" type access equipment is advised in place of step ladders.

Ladders:

Will only be used to work from if it is of short duration and a risk assessment is carried out for the work involved and/or it is not possible to use any other access equipment due to structural and/or on-site peculiarities - refer to Part 5, Schedule 6 of the Work at Height Regulations 2005.

They will be put up at the correct angle of 75°; the angle can be judged using the angle indicator marked on the stiles of some ladders, or if there is no indicator then the 1 in 4 rule can be used i.e. 1 unit out for every 4 units up and to prevent the ladder from slipping during use it will be footed by a second operative; if this is not possible then the ladder base will be tied off to a post driven into the ground.

Tower scaffolds:

Will be erected and used by operatives that have been trained to PASMA standards or equivalent and must follow the erection procedures provided by the manufacturer and supplier, particular attention must be paid so that the base to height ratio is never exceeded, and outriggers must be fitted to stabilise the tower, access to the towers must be via internal vertical ladders and not by climbing the outside framework of the tower.

Scaffolding:

Tube and fitting scaffolding will be required, the scaffolding will be erected by an approved scaffolding company using fully qualified scaffolding operatives observing '[SG4:22 - Preventing falls in Scaffolding Operations](#)' and erected to '[NASC TG20:13 - Good Practice Guidance for Tube & Fitting Scaffolding](#)' and any scaffolding that falls outside the NASC TG20:13 standards will require a detailed design risk assessment for the structure.

The scaffolding will be used for general access and erected to "Service Class 3 (2.00 Kn/m²)" requirements, however where loadings in excess of this are required it can be erected to heavy duty "Service Class 4 (3.00 Kn/m²)" requirements.

All working platform(s) will be set at the correct height for the task in hand - this is extremely important when at roof level so that it aids the joiners and roofers to gain safe access - 300mm step-up being the normal height - but the working platform must be set so that any fascia and soffit works can be carried out without any obstruction.

All working platform(s) will have toe boards fitted and the guard rails set at the correct height and spacing i.e. 950mm [minimum](#) height to top of principal guard rail, with the intermediate guard rail set so there are no gaps of more than

470mm between rails and top of the toe board - at roof level it is advised that an extra rail be fixed above the principal guard rail to give added protection.

All access ladders will be tied off at the top and extend above the landing point by at least 5 rungs or 1.05 mtrs so that operatives can step off the ladder onto the landing point without letting go of the ladder; all access ladders will be removed at the end of the working shift - [the use of staircase towers attached to the scaffold will give safer access and should be considered.](#)

The scaffold erecting company will inspect the scaffold on completion, sign and date the "scaff tag" and provide a "Certificate of Completion" which will be issued to the Site Manager before first use.

The Site Manager will ensure that mandatory scaffold inspections are carried out on all scaffolding i.e. every 7 days, and that the “scaff tag” is dated accordingly, the scaffolding will also be inspected after any event likely to have affected its strength or stability e.g. extreme weather conditions, and the results of all these inspections will be entered in the scaffold registers - no one on the site other than the scaffold erecting company will make alterations to the scaffolding.

Note: When installing roof trusses and/or traditionally constructing the roof structure, a bird cage scaffold or the like must be constructed below the areas of work to act as both a safe working platform and also a means of collectively arresting a fall.

3.1.6 work with or near fragile materials;

No information has been provided regarding any works involving fragile material.

3.1.7 control of lifting operations;

Use of site machinery as a lifting appliance:

A Tele-Handler will be used to lift materials such as roof trusses, roofing felt and roofing tiles to the roof level, the operator will check daily that the machine is in good working order and complies with the following:

- * the SWL must be marked on the machine or displayed in the cab, where relevant there must also be clear information available to the operator regarding the SWL at different operating radii;
- * when not using the fork lift tines to lift loads, and slings are used, the lifting slings must be properly secured via a shackle to a correctly designed and manufactured lifting point on the machine;
- * where the manufacturer stipulates that the stability of the machine is dependent upon the use of outriggers, these must be used as indicated and should be fitted with suitable interlocking devices, so that in the event of a hydraulic failure during lifting, they remain in position;
- * test certificates for lifting slings, chains and shackles must be available prior to lifting and the machine operator will check them for damage before lifting operations begin;

3.1.8 the maintenance of plant and equipment;

All plant and machinery will be maintained as stipulated in the manufacturer’s information, and all plant and machinery will be given a daily inspection by the operator before use, also the operator will ensure that the mandatory 7-day inspections are carried out and the results of the inspection entered into the “Plant Inspection Register”.

Hand held electrical tools and appliances will be inspected visually by the users as and when they are in use, and all portable site tools will have evidence of having been tested within the previous 3-month period or evidence of date of purchasing if new.

3.1.9 work on excavations and work where there are poor ground conditions;

Any excavation trenches for new services and foundations etc. will vary in depth, and the ground conditions prevailing will dictate if the sides of the excavations will need supporting, where there is any doubt and/or uncertainty regarding the stability of the ground conditions then it is advised that the sides of any excavation trench is supported and/or battered back to prevent collapse and subsequent injury or fatality to an operative.

Regarding all excavation works, where it is deemed by competent persons that temporary support to excavations is required, supports will be of a suitable type and installed by competent persons - refer to details below:




For excavations as anticipated on this project, or where ground conditions are suitable, excavation can be battered as above left at **(A)** or a combination of steps and batter used as shown above right at **(B)**.


Prior to excavation works, existing service drawings will be referred to, and the relevant areas scanned by competent persons using suitable equipment, all the locations of underground services marked on the ground with suitable means, and there will be no mechanical digging within 500mm of any known services - hand digging only with suitably insulated tools - written safe systems of work and risk assessments will highlight procedures.

Where excavations are supported, the excavation and all aspects of the support will be inspected by a competent person before the start of a shift (or after any ground movement, inclement weather or any unintentional fall of material) and the inspections recorded in a suitable register as required by Regulation 22 of the Construction (Design & Management) Regulations 2015.

Any works that involve deep excavations such as laying in new sewer pipework and making junctions where the new sewer pipework joins the old, or forming new manhole chamber(s) will require the use of specialist supporting systems such as "Trench Box Systems" or "Manhole Box Systems" to ensure the works are carried out in safety.



Trench Box System



Manhole Box System

Note: Suitable edge protection will be provided where there may be a risk of persons falling into deep excavations and suitable control measures will also be implemented to prevent plant or equipment falling into deep excavations.

3.1.10 work on wells, underground earthworks and tunnels;

Not applicable on this project.

3.1.11 work on or near water where there is a risk of drowning;

Not applicable on this project.

3.1.12 work involving diving;

Not applicable on this project.

3.1.13 work in a caisson or compressed air working;

Not applicable on this project.

3.1.14 work involving explosives;

Not applicable on this project.

3.1.15 traffic routes and segregation of vehicles and pedestrians;

All vehicular access to the construction site area is from one end of Wigton Lane, and all site traffic will access the site from that direction, and the Site Manager will ensure that this information is passed on to all builders merchants and the skip hire company so that drivers are aware of the access point to the site.

The Site Manager will leave his mobile number with builder's merchants and the skip hire company, with instructions that their drivers contact him so he can arrange for a banksman to be in attendance on their arrival at site, the banksman will be in charge of all vehicle movements onto and off the site, and he will be responsible for ensuring that larger vehicles are given assistance onto the site.

To get to the site access will mean driving through residential areas surrounding the site, and it is vitally important that all drivers observe due consideration for residents of the surrounding area particularly those in close proximity to the site.

Note: There will be on-site parking available in a designated parking area.

3.1.16 storage of materials (particularly hazardous materials) and work equipment;

There will be no “hazardous” material used and/or stored on the site as all materials used will be “standard” construction material that can be purchased from any “builder’s merchant”.

All perishable items and portable tools etc. will be securely locked away in a lockable storage unit which will have padlocks that make it difficult to cut open with bolt croppers.

3.1.17 any other significant safety risks;

The construction works will involve working at height, particularly roof works and it is the responsibility of the Site Manager to ensure that all operatives are protected from falls from height.

During the installation of the roof trusses and roof structure, the Site Manager will ensure that a bird cage scaffolding or similar is placed below the areas of work, this will then act as a means of collectively arresting a fall and a safe working platform.

Site wide trench excavation for services and foundations will vary in depth, and the ground conditions prevailing will dictate if the sides of the excavations will need supporting, therefore the Site Manager will assess the need for any supporting equipment.

Where there is any doubt regarding the stability of the ground conditions then it is advised that the sides of any excavation trench are supported and/or battered back to prevent collapse and subsequent injury or fatality to an operative working in those excavations.

Where exceptionally deep excavation are being dug the use of specialist supporting systems such as “Trench Box Systems” or “Manhole Box Systems” will be used to ensure the works are carried out safely - refer also to [Sect. 3.1.9 work on excavations and work where there are poor ground conditions.](#)

There are deep excavations required to create the basement with temporary works required. A suitably quantified temporary works/structural engineer designer is to be employed to design and oversee the excavation works.

3.2 Health risks, including:

3.2.1 the removal of asbestos; - Demolition asbestos report issued

A site investigation report is required to confirm that there is no asbestos contamination on site prior to commencement of works.

KD Bros Construction Ltd has a responsibility to ensure that no one working on the site is exposed to any ACMs, all operatives must have been on an Asbestos Awareness Course and have relevant certification available if requested.

KD Bros construction Ltd has a working procedure in place to deal with unforeseen eventualities with regard to asbestos, therefore as the works progress should any material be found, that could be asbestos related other than that identified as removed, then the following procedure must be followed:

- * the material must not be disturbed and all work must stop and the area sealed and closed off;
- * the Site Manager will inform the Contracts Manager who in turn will contact the Principal Designer and await instruction;
- * samples may need to be sent away for analysis and if asbestos is confirmed then the Principal Designer will need to confirm a course of action;
- * where asbestos containing material has been removed then certificates of clearance and that the area is safe to enter will be issued;

3.2.2 dealing with contaminated land;

A site investigation is required prior to works commencing

3.2.3 manual handling;

Owing to the nature of the work carried out on construction sites manual handling operations cannot be avoided and to minimise the risk of injury all operatives will be given instruction on manual handling techniques i.e. how to lift loads safely; operatives will always take into consideration:

- * the weight of the load;
- * the size and shape of the load;
- * the distance the load will have to be carried;
- * the changing levels of terrain over which the load is to be carried;

3.2.4 use of hazardous substances, particularly where there is a need for health monitoring;

To ensure the health, safety and welfare of operatives on the site there are COSHH assessments available for construction materials that may have the potential to cause harm to the user by either:

- * contact with exposed skin;
- * inhalation of the fumes;
- * accidental ingestion;

Note: Operatives will ensure that the control measures within the COSHH assessments are adhered to at all times.

3.2.5 reducing noise and vibration;

Noise:

Construction activity will cause noise, and KD Bros Construction Ltd will ensure that the noise emitted from the work activity does not exceed reasonable levels, also to further reduce noise emissions, site machinery operators will ensure engine silencers are checked and fitted correctly and engine cover panels closed and most importantly engines are switched off on completion of work; engines must not be left idling at break times.

The Control of Noise at Work Regulations 2005 requires specific action to be taken where individuals are exposed to noise levels, the exposure limit values and action values which are averaged over a working day or week relate to the levels of exposure to noise and therefore:

- * at 80dB (A) the wearing of suitable hearing protection is discretionary by the operative;
- * at 85dB (A) a hearing protection zone must be established and suitable hearing protection available and its use must be enforced;
- * no one must be exposed to noise above an exposure limit value of 87dB;

Where equipment is going to be used for a significant amount of time, then a "Noise Risk Assessment" will be carried out.

Vibration:

The use of any hand-held tool that has a vibratory and/or hammer action is subject to The Control of Vibration at Work Regulations 2005, as the use of such equipment can lead to Hand Arm Vibration injuries; the use of such equipment must be limited to:

- * the time weighted recommendations in any one day;
- * or the work activity shared between several operatives;

Where the equipment is going to be used for a significant amount of time then a "Vibration Risk Assessment" will be carried out.

3.2.6 work with ionising radiation;

Ionising radiation occurs as either electromagnetic rays such as an X-ray or gamma ray and/or particles such as alpha and beta particles, and there will be no equipment in use on the site emitting such radiation.

3.2.7 exposure to UV radiation (from the sun);

Exposure to UV radiation from the sun risks sun burn on exposed skin and also possible long-term effects such as melanomas, therefore the sunburn risk must be taken seriously.

The works will be ongoing throughout the summer months, and the risk becomes higher, therefore during those periods operatives need to cover exposed skin or a complete blocking cream used when appropriate; the Site Manager will ensure that this risk is identified in the site induction talks.

3.2.8 any other significant health risks;

Dust:

Methods to control the emissions of dust and dirt during the demolition and construction phases will be initially managed during the demolition and construction phases by the use of Dust suppression Misting cannons. Transfer of dirt on to the nearby roads will be managed by wheel washing and the use of a Road sweeper when and if required.

A significant concern within the construction industry is the potential ill health to the workforce caused by exposure to hazardous construction related dust/silica dusts. Dust can be generated by different construction processes such as earthworks including ground stabilisation, cutting and grinding, preparing and mixing materials for use, through to simply keeping the site clean by sweeping up. The CCL team will endeavour to keep dust to a minimum and ensure that water suppression is used to damp down areas as work proceeds.



Typical dust control spray equipment (if required)

When agreeing control measures with the contractors with regards to dust control, the use of Respiratory Protective Equipment (RPE) will be considered as a last resort. Other options that should be taken before the use of PPE include:

- Ordering the size of material that you need, rather than cutting on site
- Off-site prefabrication
- Capturing dust at source with adequate extraction/vacuum systems/on tool extraction
- The use of spray guns or dust suppression systems
- Utilising a towed water bowser (on haul roads etc)

The project team are to identify construction activities that will create dust to develop a dust mitigation plan in conjunction with the contractor responsible for the activities considering:

- The initial risk level/potential for creating dust?
- Whether the dust can be reduced or eliminated by off-site cutting/machining etc?
- What engineering controls will be put in place to give collective protection to the workforce
- Deal with any residual risk and consider whether Respiratory Protective Equipment is to be worn?

Dust emitted from construction activity can in some instances contain “respirable crystalline silica” and there is a risk that exposure to this type of dust - even short term exposure - could lead to the development of silicosis, and increase the risk of other lung infections and other long term illnesses such as industrial asthma and/or emphysema, and therefore operatives exposed to the dust need to wear suitable respiratory protection - general dust masks will not be adequate for this type of work - and it is therefore advised that the removable filter EN149 2001 FFP3 type is used, refer also to the control methods outlined in Sect 3.2.2.

Works on Sewer Pipework:

Exposure to sewage or its products may result in a number of illnesses which can include the following:

- * gastroenteritis, characterised by cramping stomach pains, diarrhoea and vomiting;
- * weil's disease or leptospirosis is a flu-like illness with persistent and severe headache, transmitted by rat urine, and damage to liver, kidneys and blood may occur and the condition can be fatal;
- * hepatitis, characterised by inflammation of the liver, and jaundice;
- * occupational asthma, resulting in attacks of breathlessness, chest tightness and wheezing, and produced by the inhalation of living or dead organisms;
- * infection of skin or eyes; and/or rarely, allergic alveolitis (inflammation of the lung) with fever, breathlessness, dry cough, and aching muscles and joints;

All operatives working on sewer connections must wear the required PPE such as overalls, rubber boots, rubber gloves, eye protection and respiratory protection and follow a rigid hygiene procedure after completion of works - refer also to the HSE website and download - [Working with sewage: The health hazards – A guide for employees Pocket card INDG197 HSE Books 1995 www.hse.gov.uk/pubns/indg197.pdf](http://www.hse.gov.uk/pubns/indg197.pdf)

COVID-19 precautions:

There is still the ever-present risk from **Covid-19 (Coronavirus)** and hygiene procedures will be included in the site induction on the importance of regular hand sanitising; hand sanitiser dispensers will be located in the toilet and welfare area and at the signing in register point.

The lifting of the remaining legal restrictions, including social distancing requirements came into force from [19 July 2021](#) and therefore the [CLC guidance is no longer current](#) and the [CLC Site Operating Procedures Version-7](#) and the [Branch Operating Procedures](#) will remain available as [reference documents only](#).

Note: Refer also to CLC Reference Document 01 April 2022 - Site Operating Procedures Protecting Your Workforce During Coronavirus (Covid-19).

SECTION 4.0

The health and safety file:

4.1 Layout and format:

KD Bros Construction Ltd will liaise with the Principal Designer on the layout and format required.

4.2 Arrangements for the collection and gathering of information:

The purpose of the Health and Safety File is to contain information relating to the construction methods used, and of the materials and installed fixtures fittings within the building(s).

The information contained in the Health and Safety File is necessary to ensure that the health, safety and welfare of any person(s) who in the future will carry out any construction, alteration and/or demolition work etc. to the building(s), and of any person(s) who may be affected by the work is never, as far as is reasonably practicable put at risk.

KD Bros Construction Ltd will collate and compile all the required information from all its sub-contractors employed on this project, and will present this information to the Principal Designer for compilation into the Health & Safety File; the information required will need to include as a minimum, the following details:

- * company name, address, tel/fax numbers of all sub-contractors;
- * details of any special equipment and/or materials that may have to be repaired/replaced in the future e.g. make, model, type, model number, colour, sizes etc.;
- * operation and maintenance manuals for equipment installed;
- * maintenance and cleaning instructions for special building materials, such as the wipe down surfaces and internal decorations etc.;
- * test certificates for any services installed e.g. intruder and/or fire alarms, emergency lighting, gas, water, electric etc.;
- * as built drawings where new services i.e. drainage have been installed;

Note: the designer(s) will provide information on the parameters that could influence future use of the building i.e. floor/roof loadings that may have a health and safety implication in the future e.g. in the event that the building is altered or has a change of use.

4.3 Storage of information:

KD Bros Construction Ltd will liaise with the Principal Designer on the storage of information format required.

SECTION 5.0

Project Method Statement/General Sequences of Work:

Preamble:

KD Bros Construction Ltd are to complete the construction works on the Wigton Lane, Leeds site. KD Bros Construction Ltd will complete all the fitting out works of the remaining.

A general description of the elements involved in the work is as follows:

- * site levelling, basement excavation inc temporary works and reduced level digging;
- * excavations and casting building foundations;
- * excavations for foul drainage services and utilities such as water, gas and electricity;
- * construction of dwelling i.e. external walls, internal walls, intermediate floors, staircases and roof works;
- * 1st and 2nd fixing works;
- * access roads, pavements, garden fencing and planting;

Prior to commencement of work KD Bros Construction Ltd will check that the Heras type security fencing that encloses the site is still secure, and the lockable gates giving access and egress for contractors are in working order.

The works will be carried out under the control of the Contracts Manager and the on-site supervision of the Site Manager from KD Bros Construction Ltd, and all sub-contractors will submit their risk assessments and method statements for their works prior to their commencement of work on site - this is to allow ample time for the Contracts Manager to review the submitted documents and request amendments if required before issuing them to the Site Manager.

Note: For those which are considered to carry a higher risk than the norm, refer to list of RAMS required:

- * Deep excavations, ground works and site levelling;
- * deep excavations for new services;
- * foul drainage and connections to existing public sewer;
- * roof works and working at height;
- * lifting operations;

All risk assessments and method statements will be appended into this section of the Construction Phase Health and Safety Plan, and any unforeseen tasks that will require additional risk assessments and method statements will be requested by the Site Manager from the relevant sub-contractor.

SECTION 6.0
Appendices documents:

Included with the safety plan at time of issue and added to the plan as the project progresses.

<u>No</u>	<u>DOCUMENT TITLE</u>	<u>PROVIDED BY</u>	<u>DATE ENTERED</u>
1. July 2023	Safe Working Procedures Index	KD Bros Construction Ltd	
2. July 2023	Health and Safety Policy Statement	KD Bros Construction Ltd	
3. July 2023	Contractors Safety documentation request form.	KD Bros Construction Ltd	
4. July 2023	Section of Health and Safety Policy relevant to Contractors	KD Bros Construction Ltd	
5. 2023	Induction leaflet	KD Bros Construction Ltd	
6. July 2023	Safety Inspection Report Form	KD Bros Construction Ltd	
7. July 2023	Blank Assessment Forms	KD Bros Construction Ltd	
8. 2023	Evidence of Training Log Book	KD Bros Construction Ltd	
9. July 2023	Contractors Assessment Form	KD Bros Construction Ltd	

10. Site accident book
July 2023

KD Bros Construction Ltd

11. Copy of form F10.
July 2023

SECTION 6.0 KD Bros Construction Ltd

12. Induction register
July 2023

KD Bros Construction Ltd

SECTION 6.0

13.	Scaffold Inspection register July 2023	KD Bros Construction Ltd	
14.	Plant Inspection register July 2023	KD Bros Construction Ltd	
15.	Excavation Inspection register July 2023	KD Bros Construction Ltd	
16.	Vibration Assessment Template July 2023	KD Bros Construction Ltd	
17.	Noise Assessment Template July 2023	KD Bros Construction Ltd	
18.	Fire Risk Assessment July 2023	KD Bros Construction Ltd	
19.	PCI Document.	Thornton Associates (Yorkshire) Ltd	
20.	CLC Site Operating Procedures Covid-19.04.2022 July 2023	KD Bros Construction Ltd	