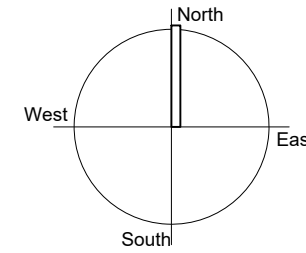
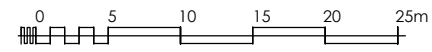


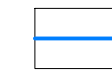



BOUNDARY TREATMENTS

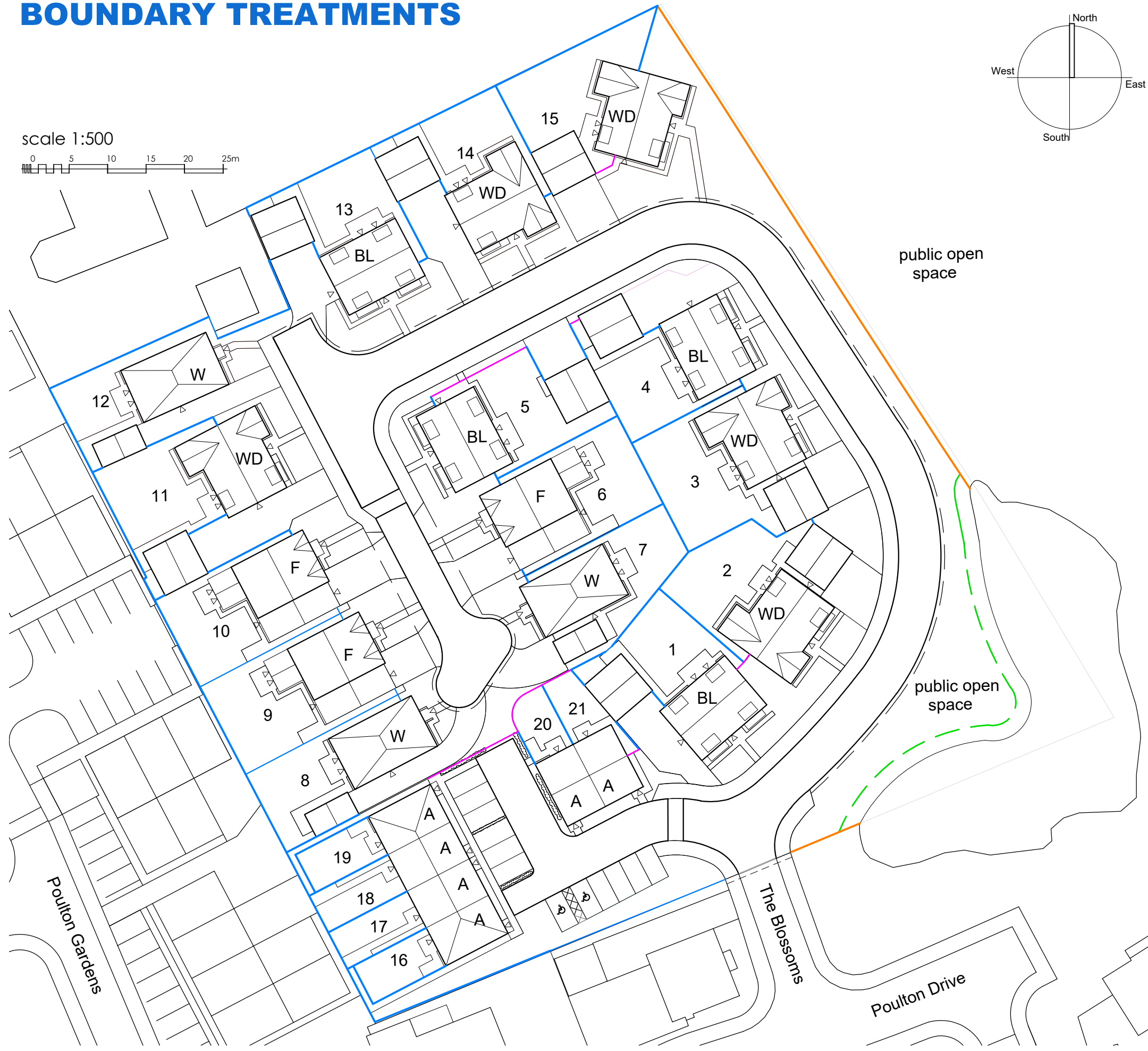
scale 1:500



All project and associated works shall comply with the relevant statutory requirements including but not limited to the applicable planning and building control legislation whether or not specifically shown on this plan.

KEY

-  1800mm ht vertical close boarding timber boundary and intermediate fencing with timber framed gates
-  1100mm high post and rail timber fencing
-  600mm high guard rail fencing
-  1800mm ht facing brickwork walls with timber framed gates



hello@fyldedesign.com
 telephone_0773 954 2345
 © Fylde Design Associates Ltd

dwg	BOUNDARY TREATMENTS			
project	Residential Development adjoining Garstang Road, Poulton le Fylde			
client	THE BAXTER GROUP			
date	sheet	scale	drawing no	revision
01.02.2024	A3L	1:500	FD2406_03	A