


NEW BRICK PIER, TO MATCH EXISTING


NEW GREY ALUMINIUM ELECTRIC GATES

Proposed Front Elevation 1:50



NEW 1800mm HIGH BRICK WALL TO MATCH EXISTING


Proposed Side Elevation 1:50



NEW GREY ALUMINIUM ELECTRIC GATES

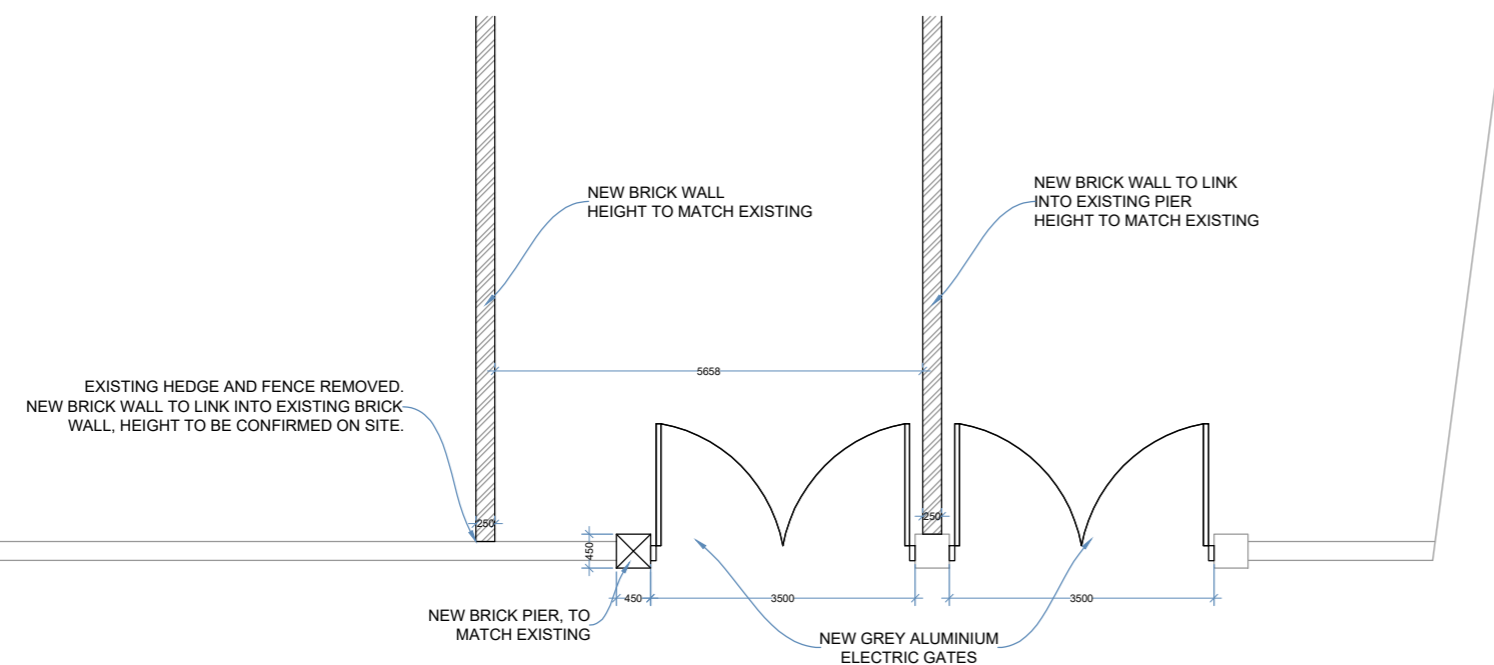
NEW BRICK PIER, TO MATCH EXISTING

Proposed Rear Elevation 1:50



NEW 1800mm HIGH BRICK WALL TO MATCH EXISTING

Proposed Side Elevation 1:50



EXISTING HEDGE AND FENCE REMOVED. NEW BRICK WALL TO LINK INTO EXISTING BRICK WALL. HEIGHT TO BE CONFIRMED ON SITE.

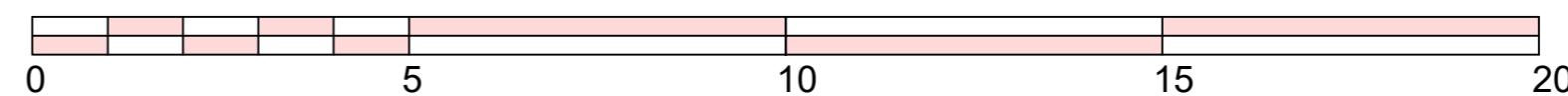
NEW BRICK WALL HEIGHT TO MATCH EXISTING

NEW BRICK WALL TO LINK INTO EXISTING PIER HEIGHT TO MATCH EXISTING

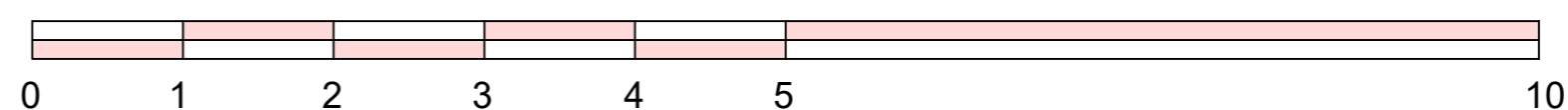
NEW BRICK PIER, TO MATCH EXISTING

NEW GREY ALUMINIUM ELECTRIC GATES

Proposed Gate, Pier and Brick Wall Plan 1:100



SCALE BAR 1:100



SCALE BAR 1:50

GENERAL:

1. ALL DRAWINGS & SPECIFICATIONS ARE SUBJECT TO PLANNING & BUILDING REGULATIONS APPROVAL AS A CONSEQUENCE UNTIL A PLANNING & BUILDING REGULATIONS NOTICE OF DECISION IS ISSUED THEY ARE SUBJECT TO CHANGE AND AMENDMENTS
2. ALL THIRD PARTY INFORMATION INCLUDING FRA, DESIGN & ACCESS STATEMENTS, STRUCTURAL CALCULATIONS, ARE SUBJECT TO PLANNING & BUILDING REGULATIONS AND BY VIRTUE IS ALSO SUBJECT TO CHANGE AND AMENDMENTS
3. UPON FULL PLANNING & BUILDING REGULATIONS APPROVAL A FINAL SET OF DRAWINGS, SPECIFICATIONS AND ANY RELEVANT THIRD PARTY DOCUMENTATION WILL BE ISSUED, UNTIL THAT TIME THE DOCUMENTATION PRESENTED IS FOR INFORMATION ONLY AND ANY WORKS CARRIED OUT WITHOUT FORMAL DOCUMENTATION IS AT THE CLIENTS OWN RISK
5. ALL DIMENSIONS ARE IN MILLIMETERS UNLESS STATED OTHERWISE
6. DO NOT SCALE FROM THE DRAWINGS
7. ALL DIMENSIONS AND LEVELS ARE TO BE CHECKED BY THE CONTRACTOR PRIOR TO COMMENCEMENT OF WORK.

Rev	Date	Revisions	By
A			

CLIENT

Mr Frank Wood

PROJECT

The Maltings / The Granary
Hornsea Road
Leven
Beverley
HU17 5NJ

TITLE.

Proposed Gate, Pier and Brick Wall Plans and Elevations

Scale: 1:100/50 A2 Date: 09/04/24

Drawn By **H Anderson** Status Consultation Drawing NOT FOR CONSTRUCTION

Drawing No. **210**